



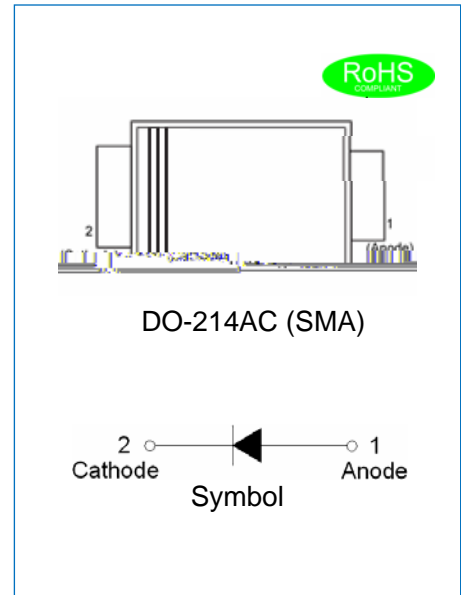
JSPX540A

5A Schottky Barrier Rectifier

Rev.1.2

DESCRIPTION

- ✧ Plastic package has underwriters laboratories flammability classification 94V-0
- ✧ For surface mounted applications in order to optimize board space
- ✧ Lead free in compliance with EU RoHS 2011/65/EU directive
- ✧ Ultra low forward voltage drop
- ✧ Low power losses, high efficiency operation
- ✧ High current capability and surge capability
- ✧ Low thermal resistance package



MECHANICAL DATA

- ✧ Case: SMA molded plastic
- ✧ Terminals: Solder plated, solderable per J-STD-002
- ✧ Polarity: Color band denotes cathode end

ABSOLUTE MAXIMUM RATING (Rating at 25 ambient temperature unless otherwise specified.)

Parameter	Symbol	JSPX540A	Unit
Maximum repetitive peak reverse voltage	V_{RRM}	40	V
Maximum RMS voltage	V_{RMS}	28	V
Maximum DC blocking voltage	V_{DC}	40	V
Maximum average forward current	$I_{F(AV)}$	5.0	A
Peak forward surge current: 8.3ms single half sine-wave superimposed on rated load	I_{FSM}	120	A
Operating junction temperature range	T_j	-55 to +125	
Storage temperature range	T_{stg}	-55 to +150	

ELECTRICAL CHARACTERISTICS (Rating at 25 ambient temperature unless otherwise specified.)

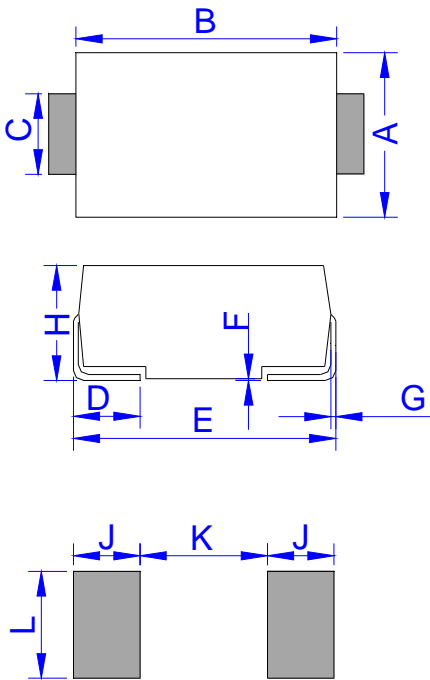
Parameter	Symbol	Min	Typ	Max	Unit
Forward voltage	$I_F=5A$ V_F			0.55	V
Reverse current at rated DC blocking voltage	$T_A=25$ I_R			0.1	mA
	$T_A=100$			15	
Junction capacitance	$V_R=4.0V, f=1MHz$ C_J		350		pF

THERMAL RESISTANCES

Symbol	Parameter	JSPX540A	Unit
$R_{th(j-a)}$	Thermal resistances from junction to ambient	65	/W

MARKING



The first '*'	Date code
The second '*'	
The third '*'	Batch code
The fourth '*'	
The fifth '*'	
X	Package: SMA
5	$I_{F(AV)}$:5A
4	V_{RRM} :40V

PACKAGE MECHANICAL DATA

DO-214AC (SMA)

Ref.	Dimensions			
	Millimeters		Inches	
	Min.	Max.	Min.	Max.
A	2.60	3.00	0.102	0.118
B	4.15	4.65	0.163	0.183
C	1.25	1.65	0.049	0.065
D	0.95	1.52	0.037	0.060
E	4.90	5.30	0.193	0.209
F	0.051	0.203	0.002	0.008
G	0.15	0.31	0.006	0.012
H	2.00	2.44	0.079	0.096
J	2.00		0.079	
K		2.30		0.091
L	1.80		0.071	



TAPE AND REEL SPECIFICATION-SMA





ERITICS