



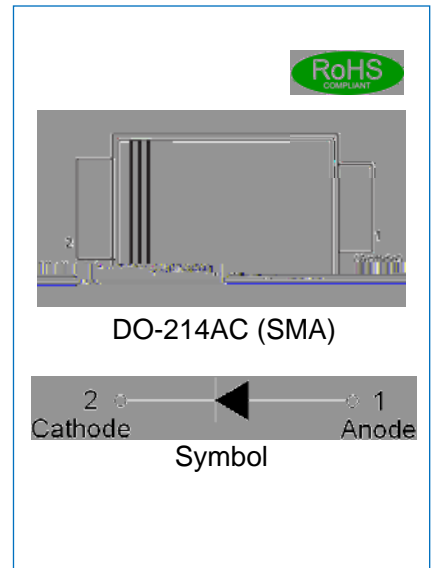
JSPX360A

3A Schottky Barrier Rectifier

Rev.1.2

DESCRIPTION

- Plastic package has underwriters laboratories flammability classification 94V-0
- For surface mounted applications in order to optimize board space
- Lead free in compliance with EU RoHS 2011/65/EU directive
- Ultra low forward voltage drop
- Low power losses, high efficiency operation
- High current capability and surge capability
- Low thermal resistance package



MECHANICAL DATA

- Case: SMA molded plastic
- Terminals: Solder plated, solderable per J-STD-002
- Polarity: Color band denotes cathode end

ABSOLUTE MAXIMUM RATING (Rating at 25 °C ambient temperature unless otherwise specified)

	RRM	60	V
Maximum RMS voltage	V_{RMS}	42	V

Operating junction temperature range	T_j	-55 to +150	
Storage temperature range	T_{stg}	-55 to +150	

ELECTRICAL CHARACTERISTICS (Rating at 25 °C ambient temperature unless otherwise specified.)

Parameter		Symbol	Min	Typ	Max	Unit
Forward voltage	$I_F=3A$	V_F			0.7	V
Reverse current at rated DC blocking voltage	$T_A=25$	I_R			0.1	mA
	$T_A=100$				10	
Junction capacitance	$V_R=4.0V, f=1MHz$	C_J		210		pF



THERMAL RESISTANCES

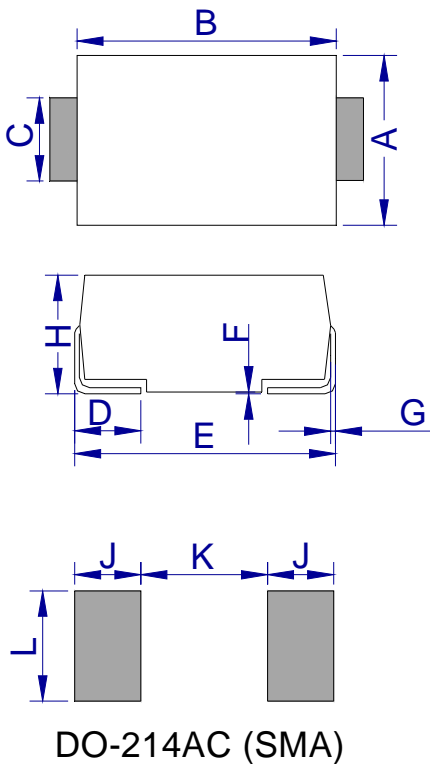
Symbol	Parameter	JSPX360A	Unit
$R_{th(j-a)}$	Thermal resistances from junction to ambient	70	/W

MARKING



The first ^(*)	Date code
The second ^(**)	
The third ^(*)	Batch code
The fourth ^(**)	
The fifth ^(**)	
X	Package: SMA
3	$I_{F(AV)}$:3A
6	V_{RRM} :60V

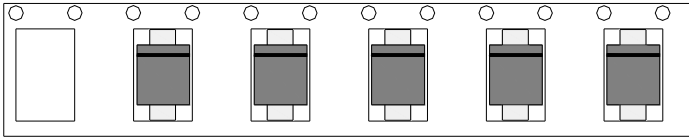
PACKAGE MECHANICAL DATA



Ref.	Dimensions			
	Millimeters		Inches	
	Min.	Max.	Min.	Max.
A	2.60	3.00	0.102	0.118
B	4.15	4.65	0.163	0.183
C	1.25	1.65	0.049	0.065
D	0.95	1.52	0.037	0.060
E	4.90	5.30	0.193	0.209
F	0.051	0.203	0.002	0.008
G	0.15	0.31	0.006	0.012
H	2.00	2.44	0.079	0.096
J	2.00		0.079	
K		2.30		0.091
L	1.80		0.071	



TAPE AND REEL SPECIFICATION-SMA





CHARACTERISTICS CURVE

FIG.3: Maximum non-repetitive peak forward surge current

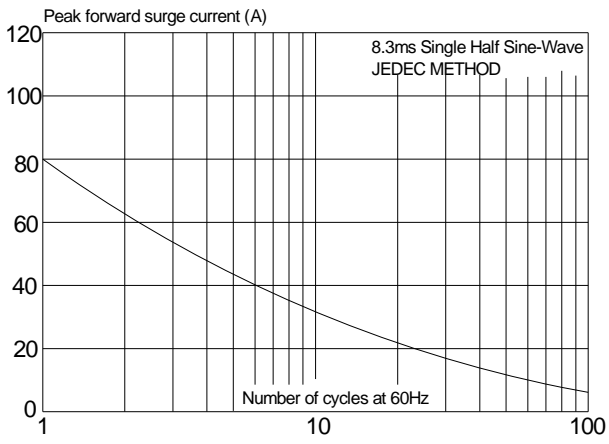


FIG.4: Forward current derating curve

