




JEER1506K

EPI SUPERFAST RECOVERY RECTIFIER

Rev.1.5

DESCRIPTION

- Plastic package has underwriters laboratory flammability classification 94V-0
- Lead free in comply with EU RoHS 2011/65/EU directives
- Low reverse leakage current
- Superfast recovery time and soft recovery characteristics
- Low recovery loss
- Applications for discontinuous current mode (DCM) power factor correction (PFC)



MECHANICAL DATA

- Case: TO-252 molded plastic
- Terminals: Solder plated, solderable per J-STD-002
- Weight: 0.329 gram

ABSOLUTE MAXIMUM RATING (Rating at 25 °C ambient temperature unless otherwise specified.)

Parameter	Symbol	JEER1506K	Unit
Maximum repetitive peak reverse voltage	V_{RRM}	600	V
Maximum DC blocking voltage	V_{DC}	600	V
Average forward rectified current at $T_C=100$	$I_{F(AV)}$	15	A
Peak forward surge current: 8.3ms single half sine-wave superimposed on rated load	I_{FSM}	200	A
Junction temperature and storage temperature range	T_j, T_{stg}	-55 to +150	

ELECTRICAL CHARACTERISTICS (Rating at 25 °C ambient temperature unless otherwise specified.)

Parameter	Symbol	Min.	Typ.	Max.	Unit	
Forward voltage	$I_F=15A, T_j=25$	V_F	-	-	1.7	V
Reverse current	$V_R=600V, T_j=25$	I_R	-	-	5	μA
	$V_R=600V, T_j=150$		-	-	300	
Reverse recovery time	$I_F=0.5A, I_R=1A, I_{rr}=0.25A$	t_{rr}	-	-	35	ns

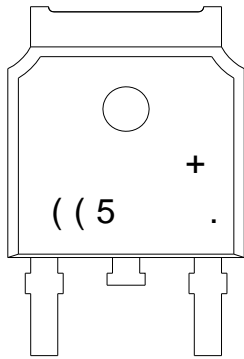
-((5 .

-LH-LH 0LFURHOHFWURQL

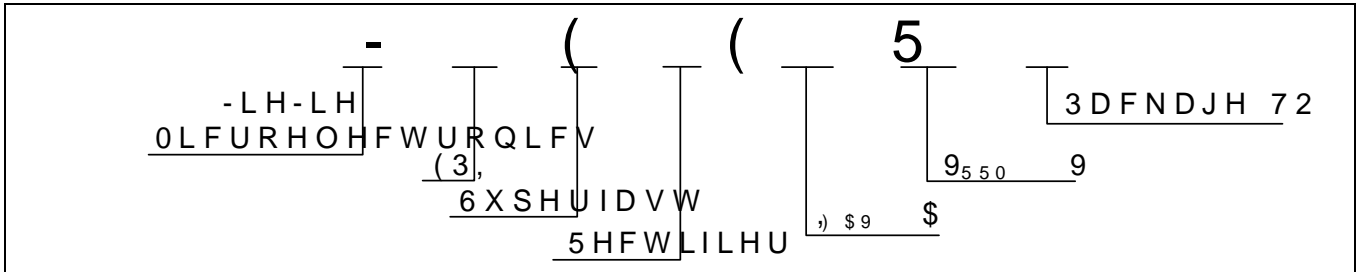
7+(50\$/ 5(6,67\$1&(6

6\PER	3DUDPHWHU	0LQ	7\S	0D[8QL
5WK M	F7KHUPDO UHVLVWDQFH IURP MXQFWLRQ	WR	F	DVH	:

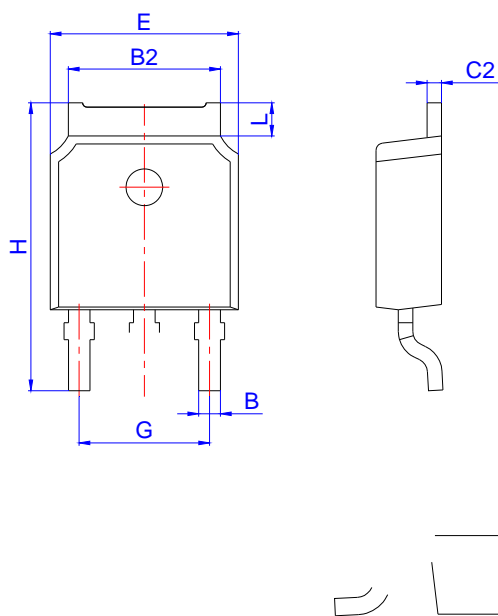
0\$5., 1*



25'(5, 1* ,1)250\$7,21

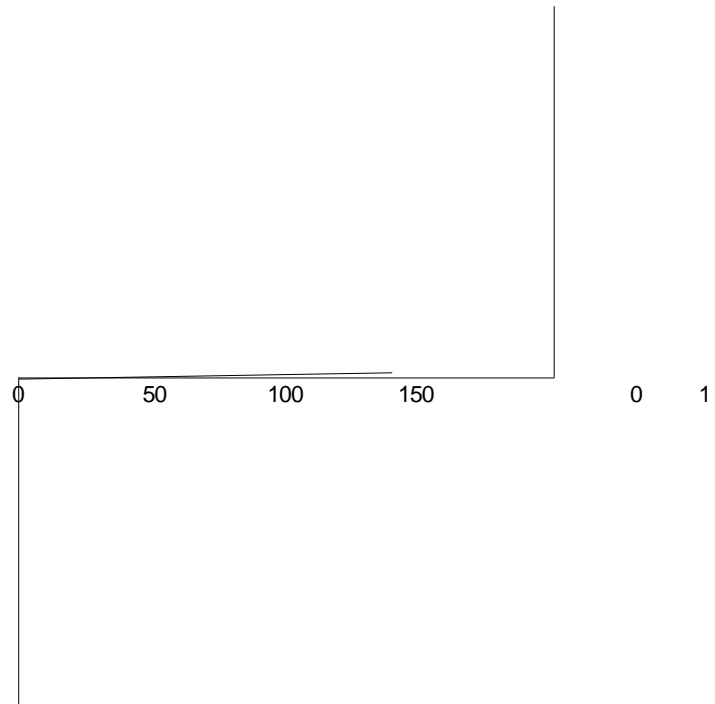
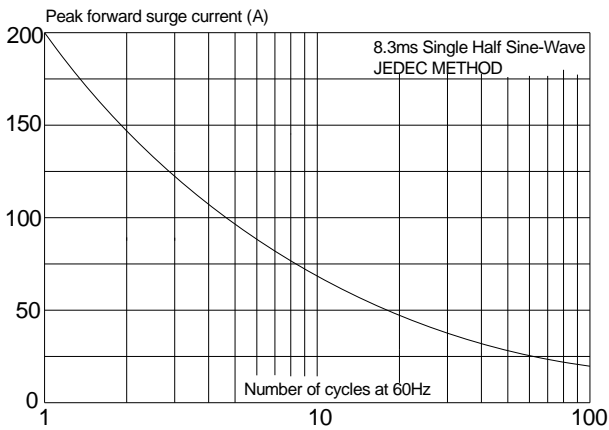
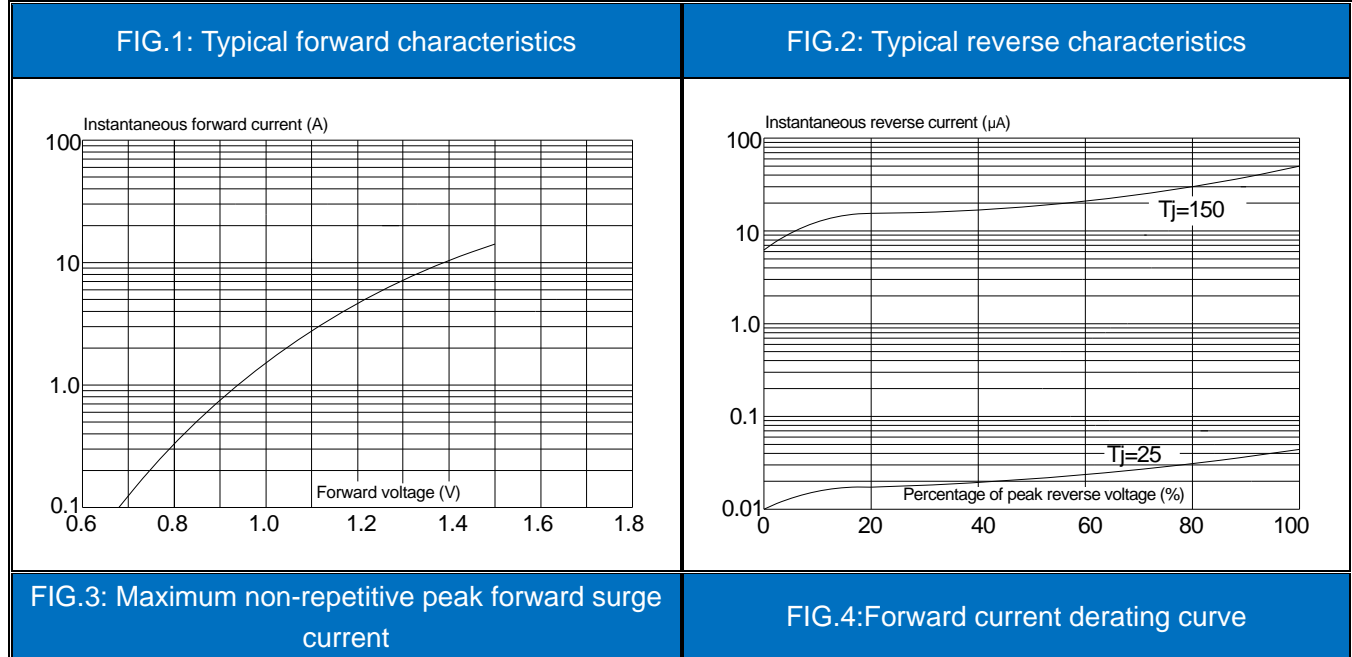


PACKAGE MECHANICAL DATA



Ref.	Dimensions					
	Millimeters			Inches		
	Min.	Typ.	Max.	Min.	Typ.	Max.
A	2.10		2.50	0.083		0.098
A2	0		0.15	0		0.006
B	0.66		0.86	0.026		0.034
B2	5.18		5.48	0.202		0.216
C	0.40		0.60	0.016		0.024
C2	0.44		0.58	0.017		0.023
D	5.90		6.30	0.232		0.248
D1	5.30REF			0.209REF		
E	6.40		6.80	0.252		0.268
E1	4.63			0.182		
G	4.47		4.67	0.176		0.184
H	9.50		10.70	0.374		0.421
L	0.95		1.30	0.037		0.051
L2	1.35		1.65	0.053		0.065
V1		7°			7°	
V2	0°		6°	0°		6°

CHARACTERISTICS CURVE



JieJie products are not designed for, and shall not be used for, any purpose (including, without limitation, automotive, military, aerospace, medical, life-saving, life-sustaining or nuclear facility applications, devices intended for surgical implant into the body, or any other application in which the failure or lack of desired operation of the product may result in personal injury, death, or property damage) other than those expressly set forth in applicable JieJie product documentation. Warranties granted by JieJie shall be deemed void for products used for any purpose not expressly set forth in applicable JieJie documentation. JieJie shall not be liable for any claims or damages arising out of products used in applications not expressly intended by JieJie as set forth in applicable JieJie documentation. The sale and use of JieJie products is subject to JieJie terms and conditions of sale, unless otherwise agreed by JieJie.

Information furnished in this document is believed to be accurate and reliable. However, Jiangsu JieJie Microelectronics Co., Ltd. assumes no responsibility for the consequences of use without consideration for such information nor use beyond it.

Information mentioned in this document is subject to change without notice, apart from that when an agreement is signed, Jiangsu JieJie complies with the agreement.

Products and information provided in this document have no infringement of patents. Jiangsu JieJie a um spament of 8.5sMfin rd Ä hispl v of qnd usey s o