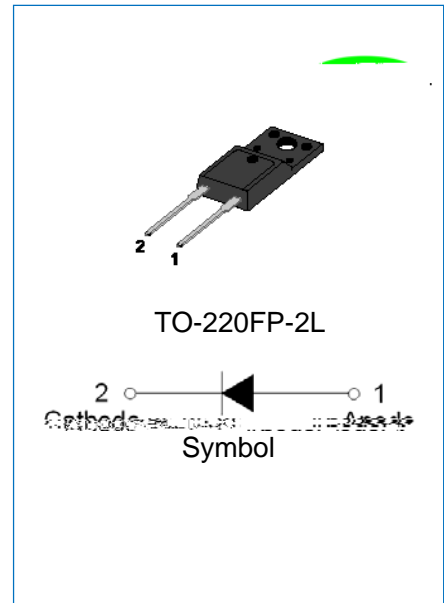




JEER1506FPL

EPI š š PR D



MECHANICAL DATA

- ✧ Case: TO-220FP-2L molded plastic over passivated junction
- ✧ Terminals: Solder plated, solderable per J-STD-002
- ✧ Weight: 2gram

ABSOLUTE MAXIMUM RATING (Rating at 25 ambient temperature unless otherwise specified.)

Parameter	Symbol	JEER1506FPL	Unit
Maximum repetitive peak reverse voltage	V_{RRM}	600	V
Maximum DC blocking voltage	V_{DC}	600	V
Average forward current at $T_C=100$	$I_{F(AV)}$	15	A
Peak forward surge current: 8.3ms single half sine-wave superimposed on rated load	I_{FSM}	200	A
Junction temperature and storage temperature range	T_j, T_{stg}	-55 to +150	

ISOLATION CHARACTERISTICS

Symbol	Parameter	Conditions	Min.	Typ.	Max.
--------	-----------	------------	------	------	------

V

C	Isolation capacitance	From cathode to external heatsink	10		pF
---	-----------------------	-----------------------------------	----	--	----

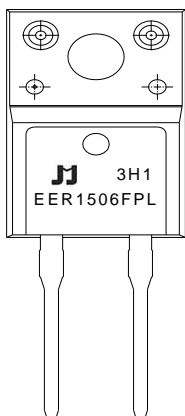
ELECTRICAL CHARACTERISTICS(Rating at 25 ambient temperature unless otherwise specified.)

Parameter		Symbol	Min.	Typ.	Max.	Unit
Forward voltage	$I_F=15A, T_j=25$	V_F	-	-	1.7	V
Reverse current	$V_R=600V, T_j=25$	I_R	-	-	5	μA
	$V_R=600V, T_j=150$		-	-	300	
Reverse recovery time	$I_F=0.5A, I_R=1A,$ $I_{rr}=0.25A$	t_{rr}	-	-	35	ns

THERMAL RESISTANCES

Symbol	Parameter	Min.	Typ.	Max.	Unit
$R_{th(j-c)}$	Thermal resistance from junction to case	-	4	-	$^{\circ}C/W$

MARKING



EER	EPI Superfast Recovery Rectifier
15	$I_{F(AV)}=15A$
06	$V_{RRM}:600V$
FPL	Package:TO-220FP-2L

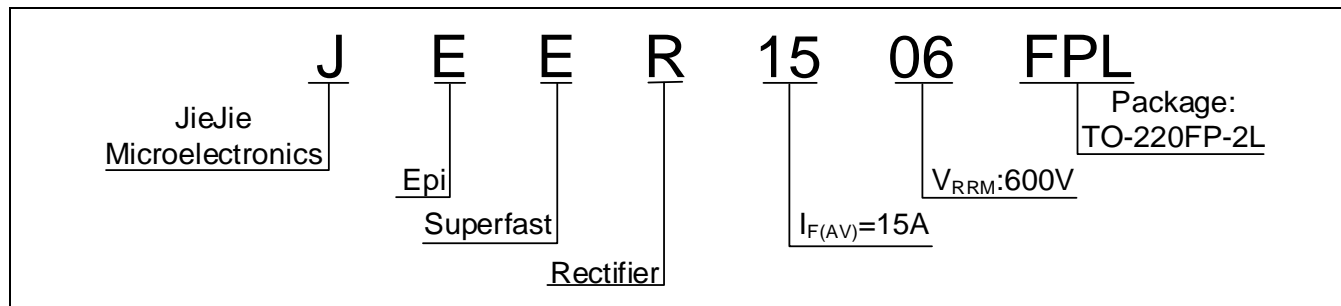
$xH1$: Month, 1/2/3~9/A/B/C

$3x1$:

2018	2019	2020	2021	2022	2023	2024
H	I	J	K	L	M	N
2025	2026	2027	2028	2029	2030	...
O	P	Q	R	S	T	...

$3Hx$: Batch number

ORDERING INFORMATION



PACKAGE MECHANICAL DATA



-((5) 3/

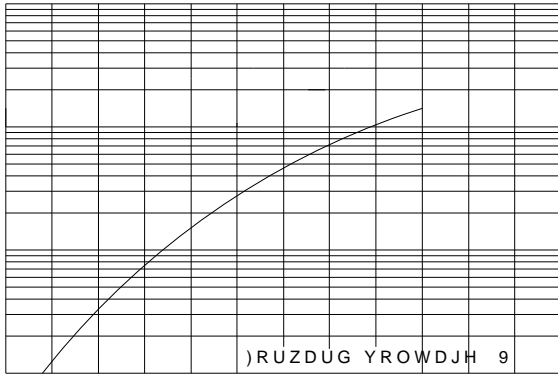
-LH-LH 0LFURHOHFWURQL

&+\$5\$&7(5,7,&6 &859(

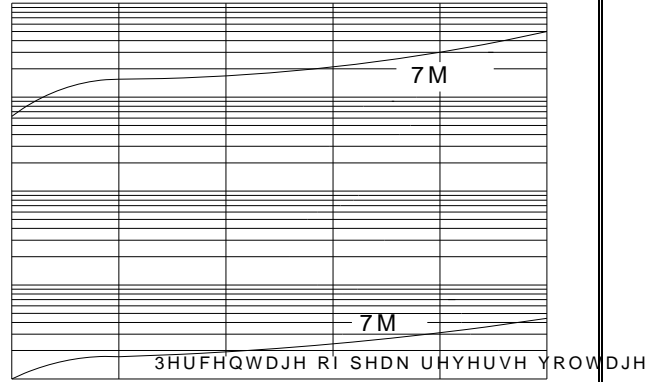
),* 7\SLFDO IRUZDUG FK

),* 7\SLFDO UHYHUVH FK

,QVWDQWDQHRXV IRUZDUG FXUUHQW \$



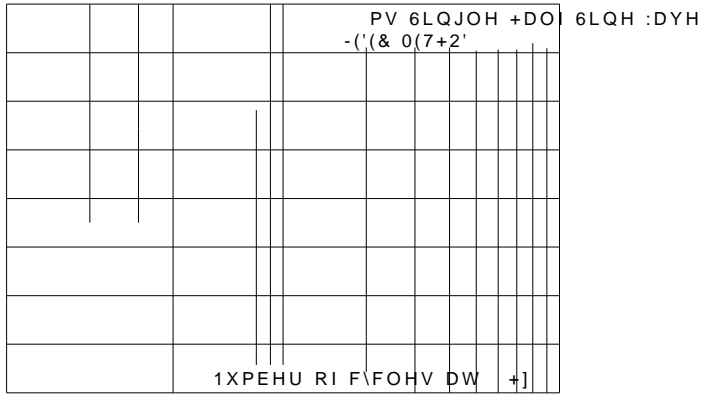
,QVWDQWDQHRXV UHYHUVH FXUUHQW



),* 0D[LPXP QRW LMSWDN IR FXUUHQW

),*)RUZDUG FXUUHQW GH

3HDN IRUZDUG VXUJH FXUUHQW \$




JieJie products are not designed for, and shall not be used for, any purpose (including, without limitation, automotive, military, aerospace, medical, life-saving, life-sustaining or nuclear facility applications, devices intended for surgical implant into the body, or any other application in which the failure or lack of desired operation of the product may result in personal injury, death, or property damage) other than those expressly set forth in applicable JieJie product documentation. Warranties granted by JieJie shall be deemed void for products used for any purpose not expressly set forth in applicable JieJie documentation. JieJie shall not be liable for any claims or damages arising out of products used in applications not expressly intended by JieJie as set forth in applicable JieJie documentation. The sale and use of JieJie products is subject to JieJie terms and conditions of sale, unless otherwise agreed by JieJie.

Information furnished in this document is believed to be accurate and reliable. However, Jiangsu JieJie Microelectronics Co., Ltd. assumes no responsibility for the consequences of use without consideration for such information nor use beyond it.

Information mentioned in this document is subject to change without notice, apart from that when an agreement is signed, Jiangsu JieJie complies with the agreement.

Products and information provided in this document have no infringement of patents. Jiangsu JieJie assumes no responsibility for any infringement of other rights of third parties which may result from the use of such products and information.

This document is the 1.4th version which is made in 10-July-2025. This document supersedes and replaces all information previously supplied.

 is a registered trademark of Jiangsu JieJie Microelectronics Co., Ltd.

Copyright ©2025 Jiangsu JieJie Microelectronics Co., Ltd. Printed All rights reserved.