

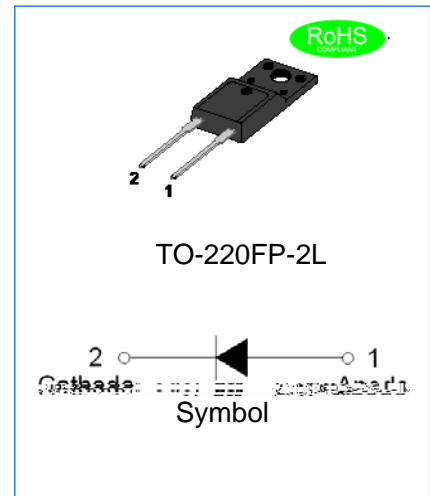


JEER0806FPL EPI SUPERFAST SOFT RECOVERY RECTIFIER

Rev.1.5

DESCRIPTION

- Plastic package has underwriters laboratory flammability classification 94V-0
- Lead free in comply with EU RoHS 2011/65/EU directives
- Low reverse leakage current
- Superfast recovery time and soft recovery characteristics
- Low recovery loss



MECHANICAL DATA

- Case: TO-220FP-2L molded plastic over passivated junction
- Terminals: Solder plated, solderable per J-STD-002
- Weight:2 gram

ABSOLUTE MAXIMUM RATING (Rating at 25 ambient temperature unless otherwise specified.)

Parameter	Symbol	JEER0806FPL	Unit
Maximum repetitive peak reverse voltage	V_{RRM}	600	V
Maximum DC blocking voltage	V_{DC}	600	V
Average forward current at $T_C=100$	$I_{F(AV)}$	8	A
Peak forward surge current: 8.3ms single half sine-wave superimposed on rated load	I_{FSM}	125	A
Junction temperature and storage temperature range	T_j, T_{stg}	-55 to +150	

ISOLATION CHARACTERISTICS

Symbol	Parameter	Conditions	Min	Typ.	Max.	Unit
$V_{isol(RMS)}$	RMS isolation voltage	50Hz f 60Hz, RH 65%, from all pins to external heatsink, sinusoidal waveform, clean and dust free	-	-	2500	V
C_{isol}	Isolation capacitance	from cathode to external heatsink	-	10	-	pF

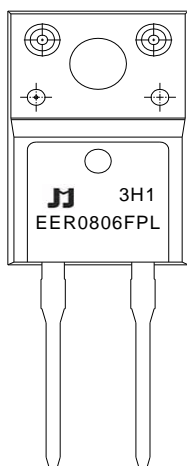
ELECTRICAL CHARACTERISTICS(Rating at 25 ambient temperature unless otherwise specified.)

Parameter		Symbol	Min.	Typ.	Max.	Unit
Forward voltage	$I_F=8A, T_j=25$	V_F	-	-	1.7	V
Reverse current	$V_R=600V, T_j=25$	I_R	-	-	5	μA
	$V_R=600V, T_j=150$		-	-	200	
Reverse recovery time	$I_F=0.5A, I_R=1.0A, I_{rr}=0.25A$	t_{rr}	-	-	35	ns

THERMAL RESISTANCES

Symbol	Parameter	Min.	Typ.	Max.	Unit
$R_{th(j-c)}$	Junction to case thermal resistance	-	4	-	/W

MARKING



EER	EPI Superfast Recovery Rectifier
08	$I_{F(AV)}=8A$
06	$V_{RRM}:600V$
FPL	Package:TO-220FP-2L

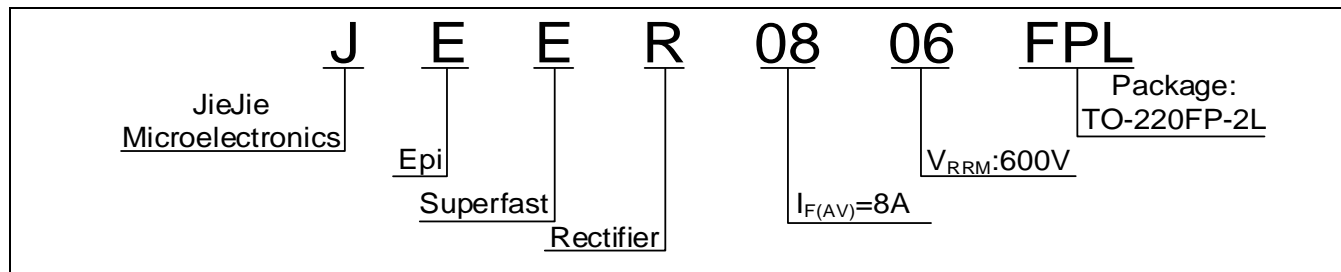
$xH1$: Month, 1/2/3-9/A/B/C

$3x1$:

2018	2019	2020	2021	2022	2023	2024
H	I	J	K	L	M	N
2025	2026	2027	2028	2029	2030	...
O	P	Q	R	S	T	...

3H

ORDERING INFORMATION




PACKAGE MECHANICAL DATA

CHARACTERISTICS CURVE

FIG.1: Typical forward characteristics

FIG.2: Typical reverse characteristics

Instantaneous forward current (A)



À o- ä gxtp

JieJie products are not designed for, and shall not be used for, any purpose (including, without limitation, automotive, military, aerospace, medical, life-saving, life-sustaining or nuclear facility applications, devices intended for surgical implant into the body, or any other application in which the failure or lack of desired operation of the product may result in personal injury, death, or property damage) other than those expressly set forth in applicable JieJie product documentation. Warranties granted by JieJie shall be deemed void for products used for any purpose not expressly set forth in applicable JieJie documentation. JieJie shall not be liable for any claims or damages arising out of products used in applications not expressly intended by JieJie as set forth in applicable JieJie documentation. The sale and use of JieJie products is subject to JieJie terms and conditions of sale, unless otherwise agreed by JieJie. Information furnished in this document is believed to be accurate and reliable. However, Jiangsu JieJie Microelectronics Co., Ltd. assumes no responsibility for the consequences of use without consideration for su