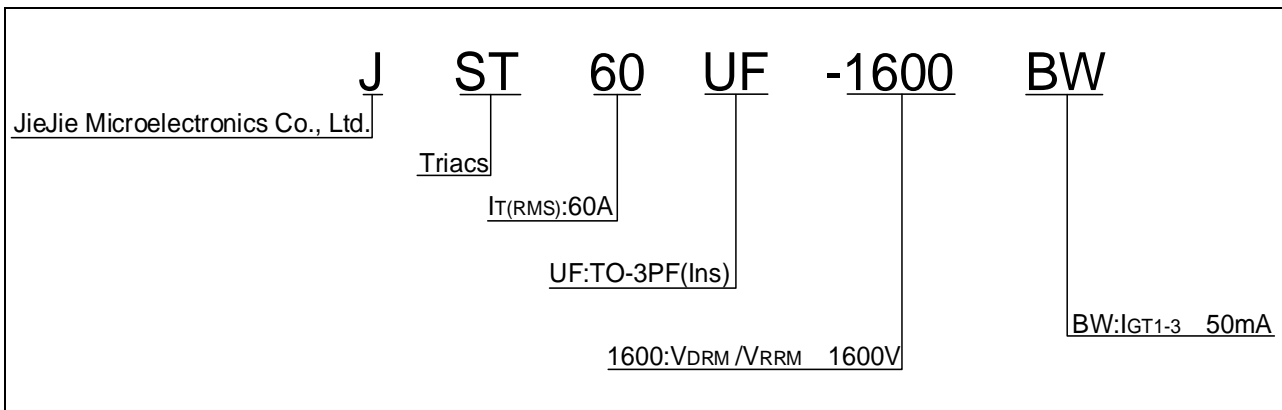


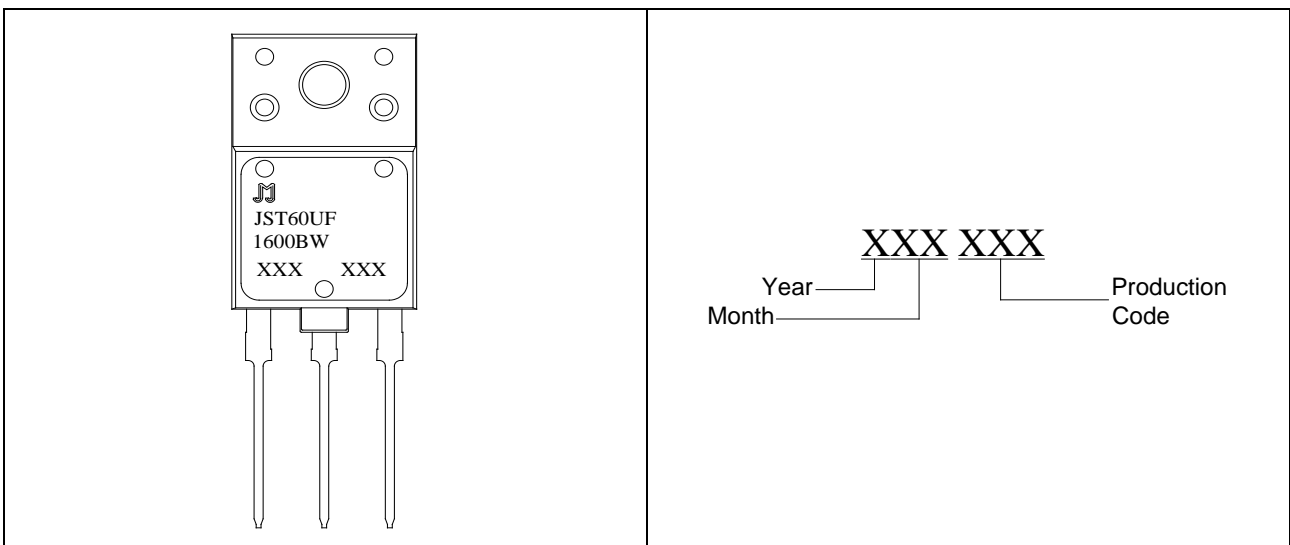




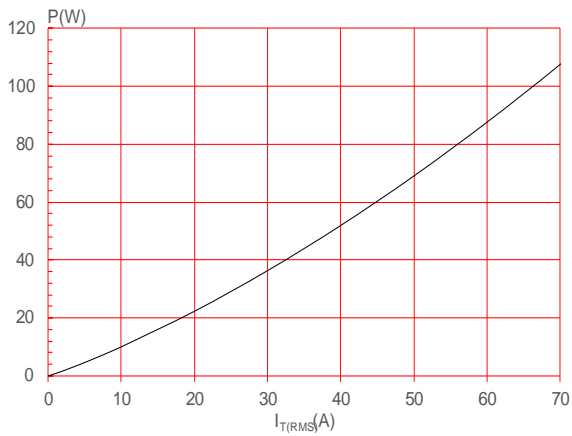
ORDERING INFORMATION



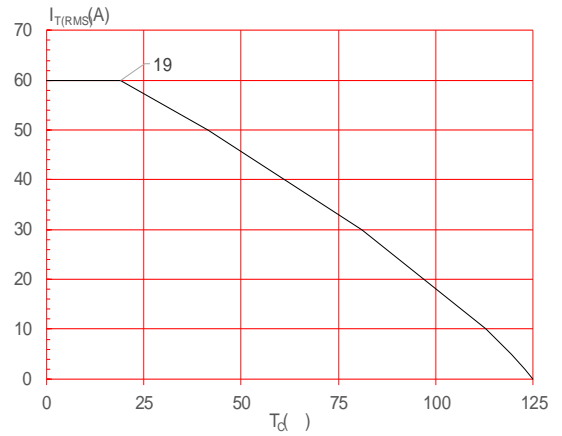
MARKING




**FIG.1:** Maximum power dissipation versus RMS on-state current



**FIG.2:** RMS on-state current versus case temperature



**FIG.3:** Surge peak on-state current versus number of cycles



**FIG.4:** On-state characteristics

FIG.7 Test circuit for inductive and resistive loads to IEC-61000-4-5 standards



**ORDERING INFORMATION**

Order code	Voltage $V_{DRM}/V_{RRM}(V)$	IGT(mA)	Package	Base qty. (pcs)	Delivery mode
		- -			
<b>JST60UF-1600BW</b>	<b>1600</b>	<b>50</b>	<b>TO-3PF(Ins)</b>	<b>30</b>	<b>Tube</b>

00



Information furnished in this document is believed to be accurate and reliable. However, Jiangsu JieJie Microelectronics Co., Ltd. assumes no responsibility for the consequences