



JST41Z-1600BW 40A TRIAC

Rev.A.1.1

The JST41Z-1600BW triac is suitable for general purpose AC switching. It can be used as an ON/OFF function in applications such as heating regulation, induction motor starting circuits, for phase control operation in light dimmers, motor speed controllers. JST41Z-1600BW snubberless triac is especially recommended for use on inductive loads. By using an internal ceramic pad, JST41Z-1600BW provides a rated insulation voltage of 2500 VRMS, complying with UL standards (File ref: E252906).



Average gate power dissipation ($T_j=125$)	$P_{G(AV)}$	0.5	W
Peak gate power	P_{GM}	40	W
Peak pulse voltage ($T_j=25$; non-repetitive,off-state;FIG.7)	V_{pp}	1.2	kV

($T_j=25$ unless otherwise specified)

Symbol	Test Condition	Quadrant	Value	Unit	
I_{GT}	$V_D=12V R_L=33$	- -	MAX.	50	mA
V_{GT}		- -	MAX.	1.3	V
V_{GD}	$V_D=V_{DRM} T_j=125$ $R_L=3.3k$	- -	MIN.	0.2	V
I_L	$I_G=1.2I_{GT}$	-	MAX.	80	mA
				200	
I_H	$I_T=500mA$		MAX.	100	mA
dV/dt	$V_D=1070V$ Gate Open $T_j=125$		MIN.	1500	V/ μs
$(dI/dt)_c$	$(dV/dt)_c=20V/\mu s T_j=125$		MIN.	25	A/ms
t_{on}	$I_G=80mA I_A=400mA I_R=40mA$ $T_j=25$		TYP.	10	μs
t_{off}				70	

Symbol	Parameter	Value(MAX.)	Unit
V_{TM}	$I_{TM}=60A t_p=380\mu s$ $T_j=25$	1.8	V
V_{TO}	Threshold voltage $T_j=125$	0.78	V
R_D	Dynamic resistance $T_j=125$	27	m
I_{DRM}	$V_D=V_{DRM} V_R=V_{RRM}$ $T_j=25$	20	μA
I_{RRM}	$T_j=125$	10	mA

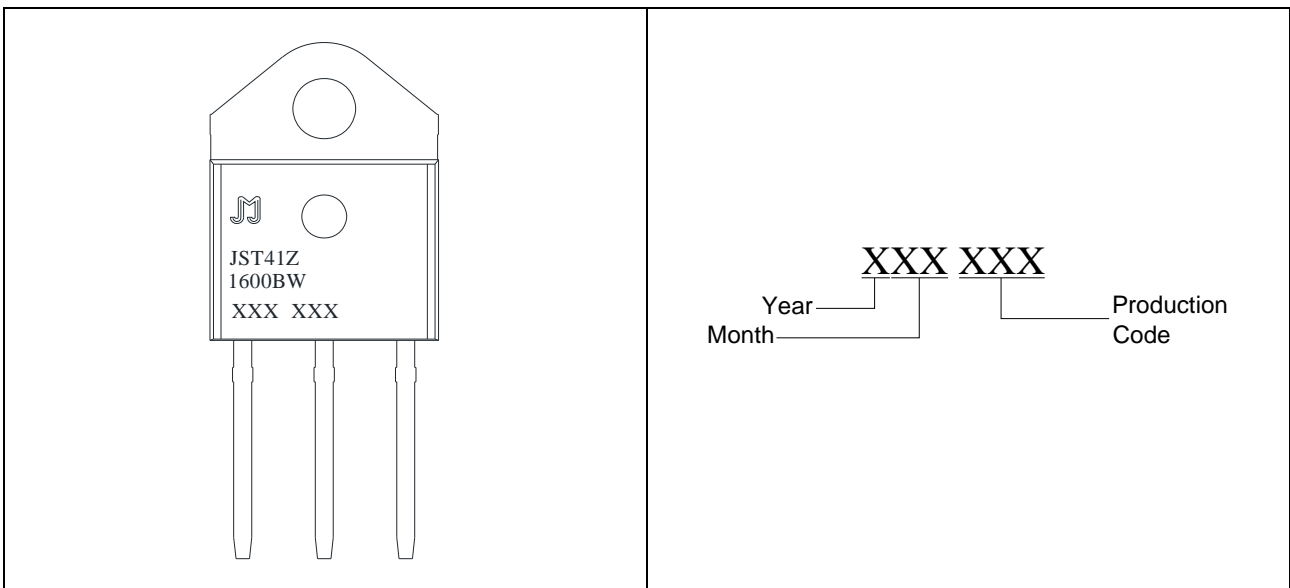
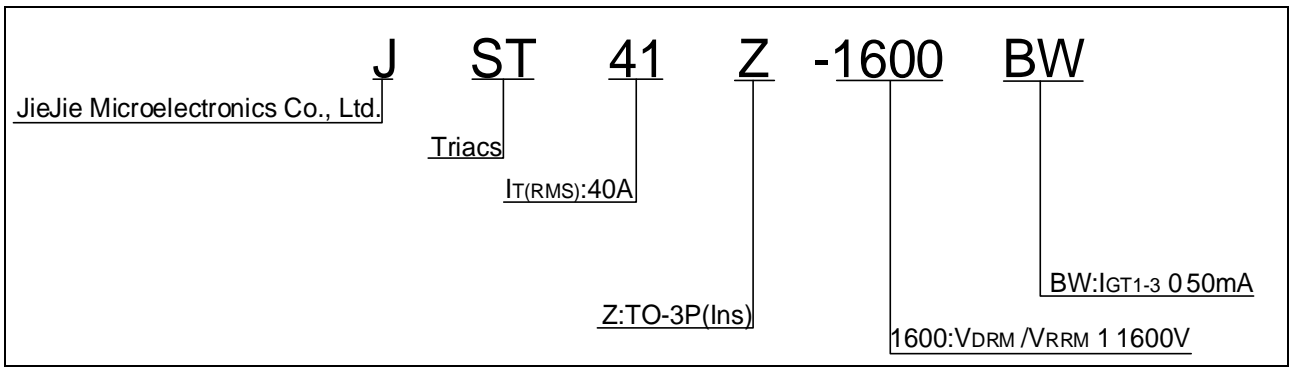


FIG.1: Maximum power dissipation versus RMS on-state current

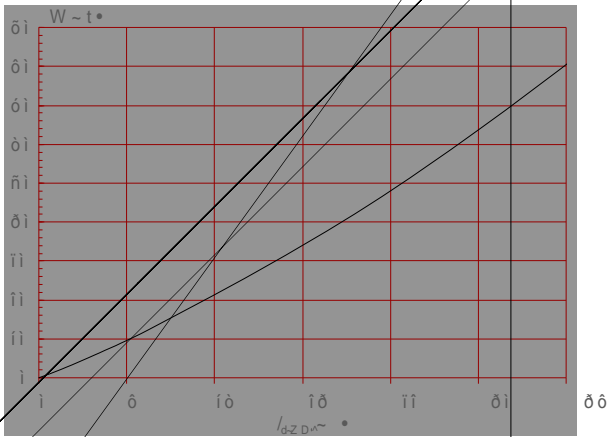


FIG.2: RMS on-state current versus case temperature

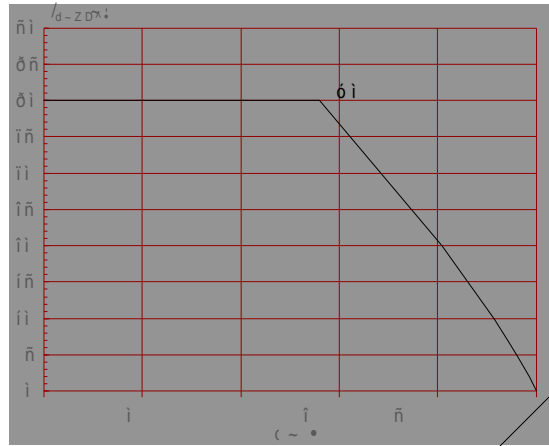


FIG.3: Surge peak on-state current versus number of cycles


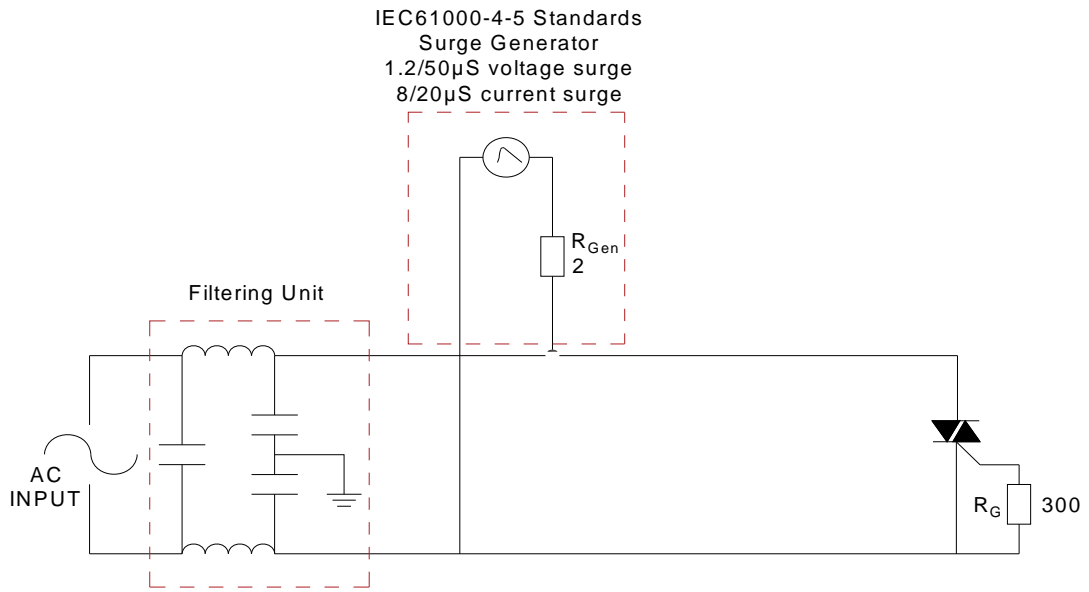


FIG.4: On-state characteristics

FIG.7 ÖTest circuit for inductive and resistive loads to IEC-61000-4-5 standards





Order code	Voltage V _{DRM} /V _{RPM} (V)	IGT(mA) -	Package	Base qty. (pcs)	Delivery mode
------------	---	--------------	---------	--------------------	------------------

Information furnished in this document is believed to be accurate and reliable. However, Jiangsu JieJie Microelectronics Co., Ltd. assumes no responsibility for the consequences of use without consideration for such information nor use beyond it. Information mentioned in this document is subject to change without notice, apart from that when an agreement is signed, Jiangsu JieJie complies with the agreement.

Products and information provided in this document have no infringement of patents. Jiangsu JieJie assumes no responsibility for any infringement of other rights of third parties which may result from the use of such products and information. This document supersedes and replaces all information previously supplied.



is a registered trademark of Jiangsu JieJie Microelectronics Co., Ltd.

Copyright © 2025 Jiangsu JieJie Microelectronics Co., Ltd. All rights reserved.