



**JST136K-800E 4A TRIAC**

(T<sub>j</sub>=25 unless otherwise specified)

Symbol	Test Condition	Quadrant	Value		Unit
I <sub>GT</sub>	V <sub>D</sub> =12V R <sub>L</sub> =33	- -	MAX.	10	mA
				25	
V <sub>GT</sub>		ALL	MAX.	1	V
V <sub>GD</sub>	V <sub>D</sub> =V <sub>DRM</sub> T <sub>j</sub> =125 R <sub>L</sub> =3.3k	ALL	MIN.	0.2	V
I <sub>L</sub>	I <sub>G</sub> =1.2I <sub>GT</sub>	-	MAX.	20	mA
		-		30	
I <sub>H</sub>	I <sub>T</sub> =100mA		MAX.	25	mA
dV/dt	V <sub>D</sub> =540V Gate Open T <sub>j</sub> =110		MIN.	250	V s
(dV/dt) <sub>c</sub>	(dI/dt) <sub>c</sub> =1.8A/ms, T <sub>j</sub> =110		MIN.	6	
t <sub>on</sub>	I <sub>G</sub> =40mA I <sub>A</sub> =200mA I <sub>R</sub> =20mA T <sub>j</sub> =25		TYP.	1.5	s
t <sub>off</sub>				15	

Symbol	Parameter		Value(MAX.)	Unit
V <sub>TM</sub>	I <sub>TM</sub> =5A t <sub>p</sub> =380 s	T <sub>j</sub> =25	1.7	V
V <sub>TO</sub>	Threshold voltage	T <sub>j</sub> =125	0.94	V
R <sub>D</sub>	Dynamic resistance	T <sub>j</sub> =125		

DVDF25 EMC ET 5n <</MO

JieJie Microelectron

-800

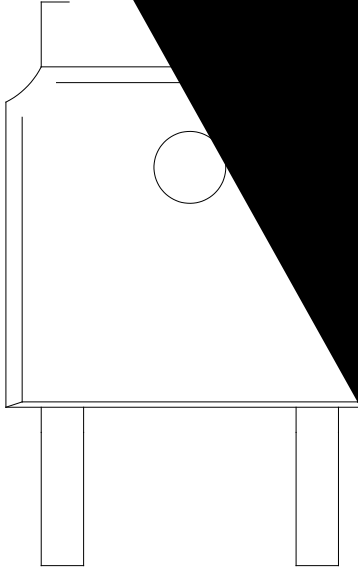
E

-/

Blank:Tube  
-TR:Tape & Reel

E:IGT1-3 10mA IGT4 25mA

800:V<sub>DRM</sub>/V<sub>RRM</sub> 800V



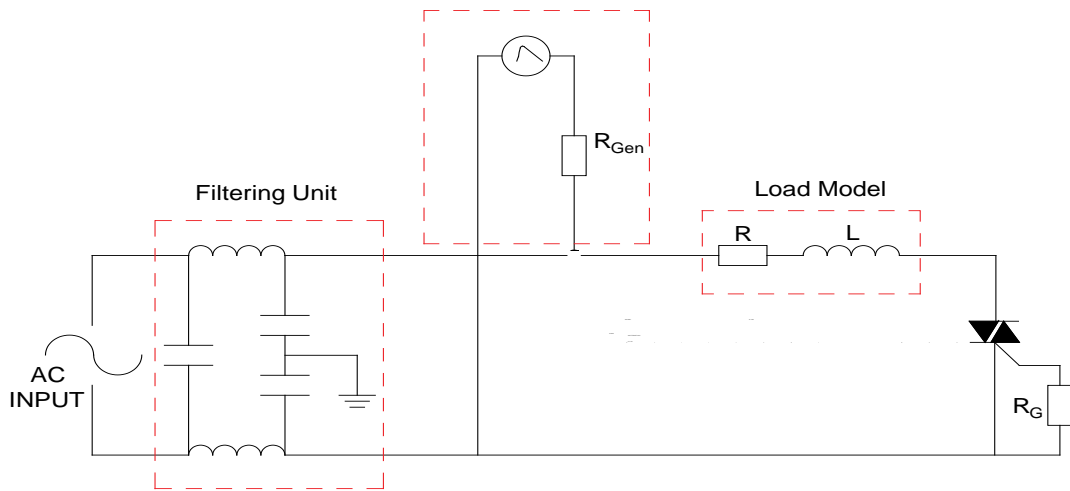


**FIG.7:** Relative variations of gate trigger current, holding current and latching current versus junction temperature

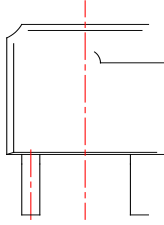


FIG.8 Test circuit for inductive and resistive loads to IEC-61000-4-5 standards


IEC61000-4-5 Standards  
Surge Generator



Order code	Voltage $V_{DRM}$
------------	----------------------



Ref.	Dimensions					
	Millimeters			Inches		
	Min.	Typ.	Max.	Min.	Typ.	Max.
A	2.10		2.50	0.083		0.098
A2	0		0.15	0		0.006
B	0.66		0.86	0.026		0.034
B2	<del>5.18</del>		5.48	0.202		0.216
C	0.40		0.60	0.016		0.024
C2	0.44		0.58	0.017		0.023
D	5.90		6.30	0.232		0.248
D1						
E	6.40		6.80	0.252		0.268
E1	4.63			0.182		
G	4.47		4.67	0.176		0.184
G1	2.18		2.38	0.086		0.094
L	1.09		1.21	0.043		0.048
L2	1.35		1.65	0.053		0.065





Information furnished in this document is believed to be accurate and reliable. However, Jiangsu JieJie Microelectronics Co., Ltd assumes no responsibility for the consequences of use without consideration for such information nor use beyond it. Information mentioned in this document is subject to change without notice, apart from that when an agreement is signed, Jiangsu JieJie complies with the agreement.

Products and information provided in this document have no infringement of patents. Jiangsu JieJie assumes no responsibility for any infringement of other rights of third

parties which may result from its use.