



**JST136K-600T 4A TRIAC**

Rev.A.1.1

-

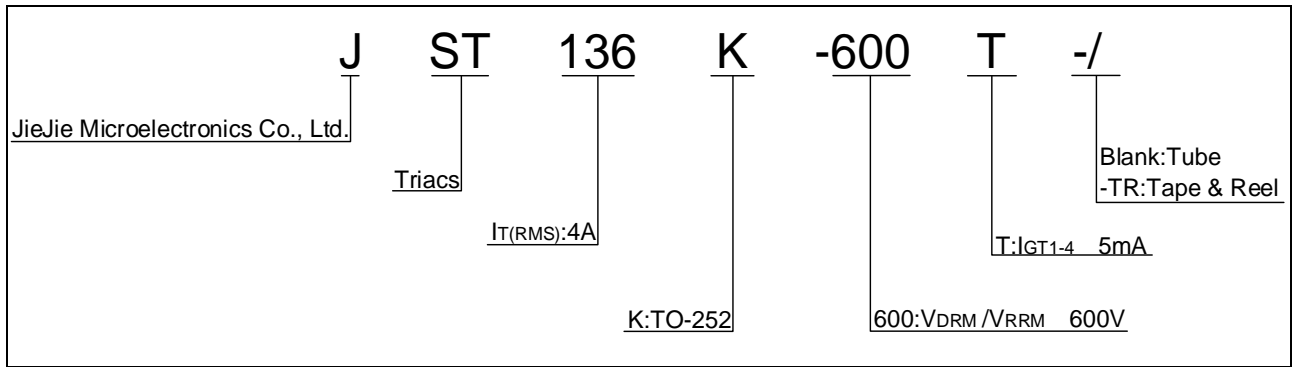
ELECTRICAL CHARACTERISTICS ( $T_j=25$  unless otherwise specified)

Symbol	Test Condition	Quadrant	Value		Unit
$I_{GT}$	$V_D=12V$ $R_L=33$	ALL	MAX.	5	mA
$V_{GT}$		ALL	MAX.	1	V
$V_{GD}$	$V_D=V_{DRM}$ $T_j=125$ $R_L=3.3k$	ALL	MIN.	0.2	V
$I_L$	$I_G=1.2I_{GT}$	-	MAX.	10	mA
		-		15	
$I_H$	$I_T=100mA$		MAX.	5	mA
dV/dt	$V_D=400V$ Gate Open $T_j=110$		MIN.	30	V/ $\mu s$
(dV/dt) <sub>c</sub>	(dI/dt) <sub>c</sub> =1.8A/ms, $T_j=110$		MIN.	1	V/ $\mu s$
$t_{on}$	$I_G=10mA$ $I_A=200mA$ $I_R=20mA$ $T_j=25$		TYP.	1	$\mu s$
$t_{off}$				12	

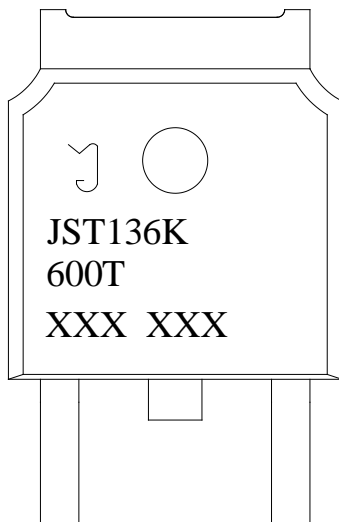
## STATIC CHARACTERISTICS

Symbol	Parameter		Value(MAX.)	Unit
$V_{TM}$	$I_{TM}=5A$ $t_p=380\mu s$	$T_j=25$	1.7	V
$V_{TO}$	Threshold voltage	$T_j=125$	1.	

ORDERING INFORMATION



MARKING



**JST136K-600T**

**FIG.7:** Relative variations of gate trigger current, holding current and latching current versus junction temperature

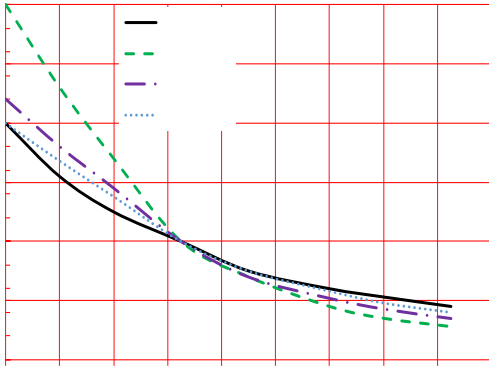


FIG.8 Test circuit for inductive and resistive loads to

ORDERING INFO





Information furnished in this document is believed to be accurate and reliable. However, Jiangsu JieJie Microelectronics Co., Ltd assumes no responsibility for the consequences of use without consideration for such information nor use beyond it. Information mentioned in this document is subject to change without notice, apart from that when an agreement is signed, Jiangsu JieJie complies with the agreement.

Products and information provided in this document have no infringement of patents. Jiangsu JieJie assumes no responsibility for any infringement of other rights of third parties which may result from the use of such products and information. This document