


25 tjuju rd



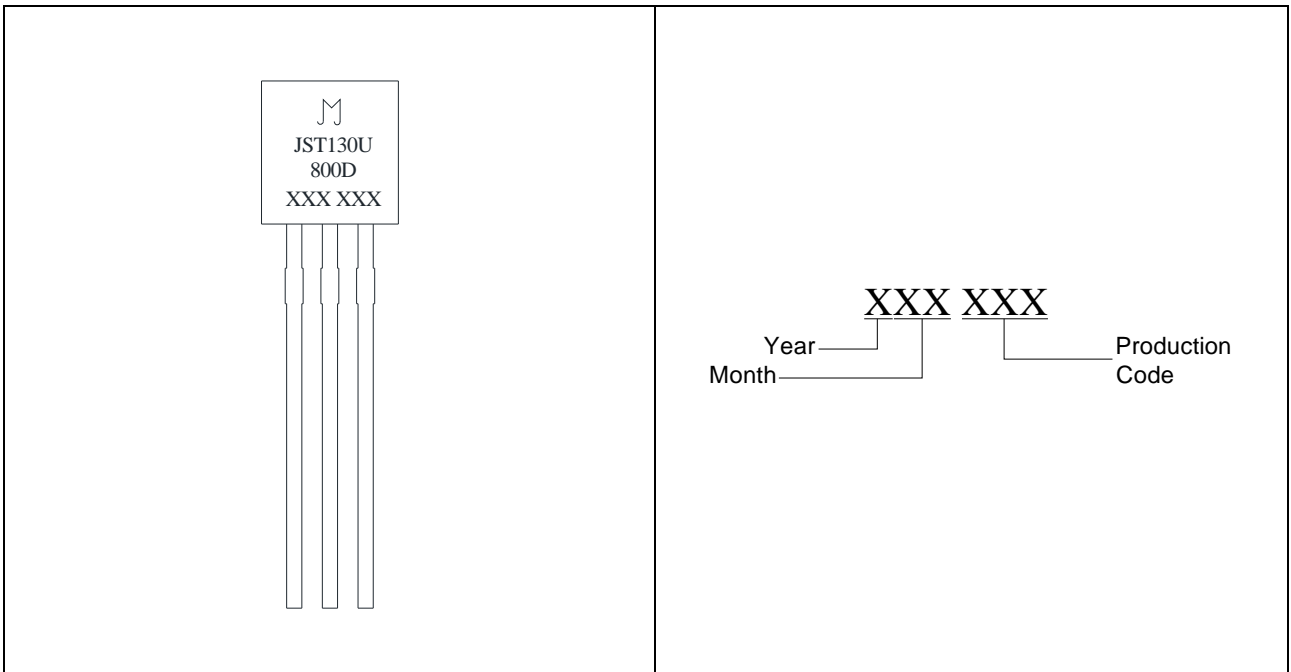
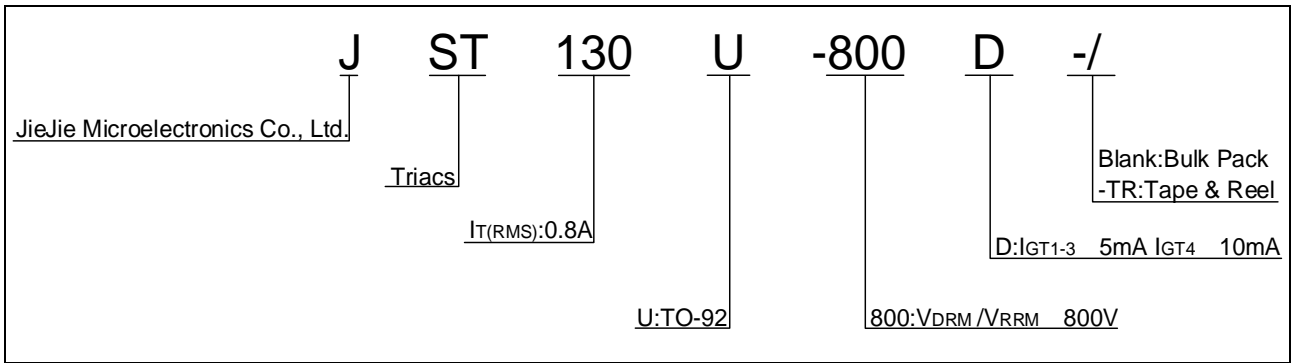


($T_j=25$ unless otherwise specified)

I_{GT}	$V_D=12V$ $R_L=33$	- -	MAX.	5	mA
				10	
V_{GT}		ALL	MAX.	1.3	V
V_{GD}	$V_D=V_{DRM}$ $T_j=125$ $R_L=3.3k$	ALL	MIN.	0.2	V
I_L	$I_G=1.2I_{GT}$	- -	MAX.	10	mA
				20	
I_H	$I_T=50mA$		MAX.	7	mA
dV/dt	$V_D=540V$ Gate Open $T_j=110$		MIN.	50	$V/\mu s$
$(dV/dt)_c$	$(dI/dt)_c=0.3A/ms$, $T_j=110$		MIN.	5	$V/\mu s$
t_{on}	$I_G=20mA$ $I_A=200mA$ $I_R=20mA$ $T_j=25$		TYP.	2.5	μs
t_{off}				25	

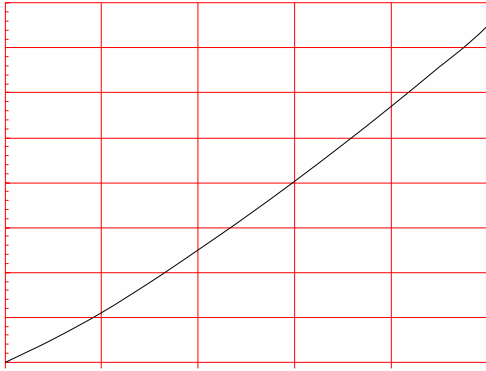
V_{TM}	$I_{TM}=1A$ $t_p=380\mu s$	$T_j=25$		1.5	V
V_{TO}	Threshold voltage	$T_j=125$		1.01	V
R_D	Dynamic resistance	$T_j=125$		316	m
I_{DRM}	$V_D=V_{DRM}$ $V_R=V_{RRM}$	$T_j=25$		5	μA
I_{RRM}		$T_j=125$		0.25	mA

$R_{th(j-c)}$	junction to case (AC)		65	$/W$
$R_{th(j-a)}$	junction to ambient (AC)		150	$/W$





Maximum power dissipation versus RMS on-state current



RMS on-state current versus case temperature


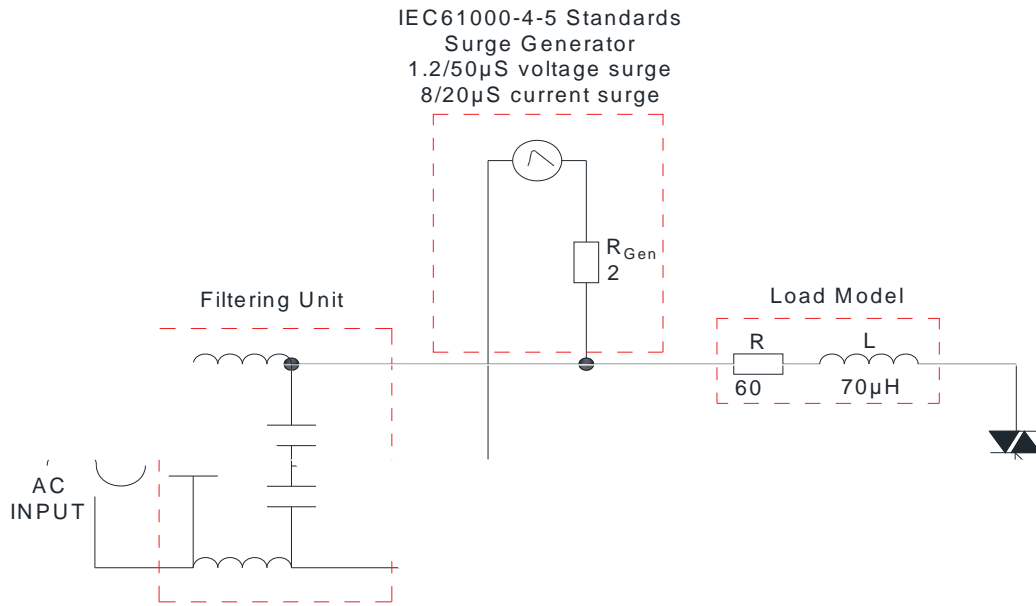


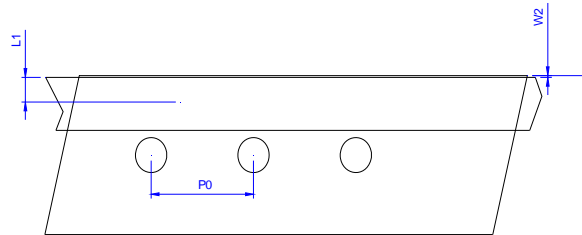


FIG.7 Test circuit for inductive and resistive loads to IEC-61000-4-5 standards





TO-92	Bulk Pack	1,000	10,000	50,000




Ref.	Dimensions					
	Millimeters			Inches		
	Min.	Typ.	Max.	Min.	Typ.	Max.
P	12.40	12.70	13.00	0.488	0.500	0.512
P0	12.40	12.70	13.00	0.488	0.500	0.512
P1	3.55	3.85	4.15	0.140	0.152	0.163
P2	5.95	6.35	6.75	0.233	0.250	0.265
P	-1.00	0	1.00	-0.039	0	0.039
F1 F2	2.30	2.50	2.70	0.090	0.098	0.106
F1-F2	-0.10	0	0.10	-0.004	0	0.004
W	17.50	18.00	19.00	0.689	0.709	0.748
W0	5.50	6.00	6.50	0.217	0.236	0.256
W1	8.50	9.00	9.50	0.335	0.354	0.374
W2			1.00			0.039
D0	3.80	4.00	4.20	0.150	0.157	0.165
H	-1.00	0	1.00	-0.039	0	0.039
L1	2.50			0.098		
H	18.00	19.00	20.00	0.709	0.748	0.787
H1 H2			3.00			0.119



Information furnished in this document is believed to be accurate and reliable. However, Jiangsu JieJie Microelectronics Co., Ltd. assumes no responsibility for the consequences of use without consideration for such information nor use beyond it. Information mentioned in this document is subject to change without notice, apart from that when an agreement is signed, Jiangsu JieJie complies with the agreement.

Products and information provided in this document have no infringement of patents. Jiangsu JieJie assumes no responsibility for any infringement of other rights of third parties which may result from the use of such products and information. This document supersedes and replaces all information previously supplied.

 is a registered trademark of Jiangsu JieJie Microelectronics Co., Ltd.
Copyright © 2025 Jiangsu JieJie Microelectronics Co., Ltd. All rights reserved.