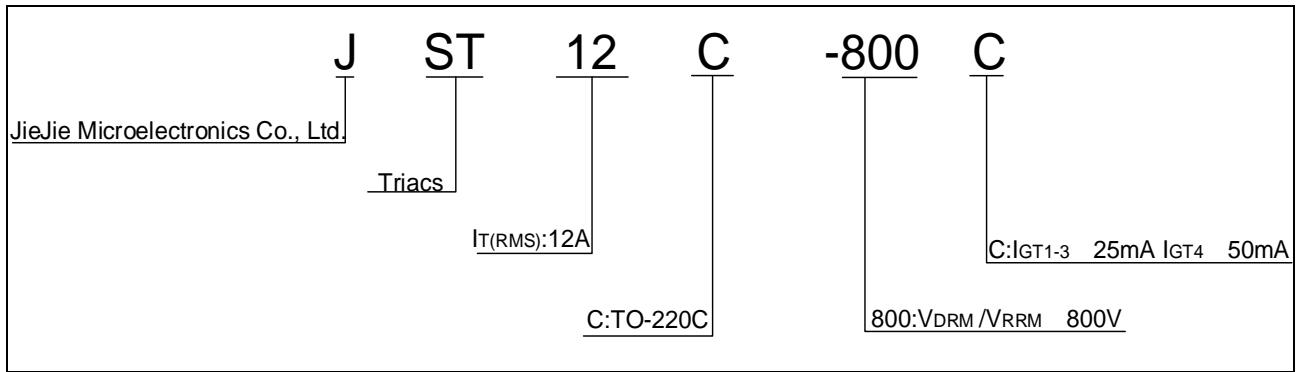


ORDERING INFORMATION



MARKING

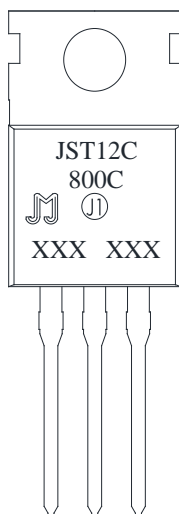


FIG.1: Maximum power dissipation versus RMS on-state current




FIG.2: RMS on-state current versus case temperature

FIG.7 Test circuit for inductive and resistive loads to I Eui2 (5.92 7007 Tc Tmt /P <07 i)6 (00 (

ORDERING INFORMATION

Order code	Voltage V_{DRM}/V_{RRM} (V)	IGT(mA)		Package	Base qty. (pcs)	Delivery mode
		H- I- J	K			
JST12C-800C	800	25	50	TO-220C	50	Tube

Document Revision History

Date	Revision	Changes
Apr.14, 2023	A.1.0	Last updated
Oct.15, 2025	A.1.1	Revise PACKAGE MECHANICAL DATA

PACKAGE MECHANICAL DATA

Mn ~~Mja~~ ~~Mja~~



