



JST06H-800CW 6A TRIAC

Rev.A.1.1

DESCRIPTION:

The JST06H-800CW (6)[ up9 0p9 0

Peak pulse voltage ( $T_j=25$ ; non-repetitive, off-state; FIG.7)	$V_{pp}$	3	kV
--	----------	---	----

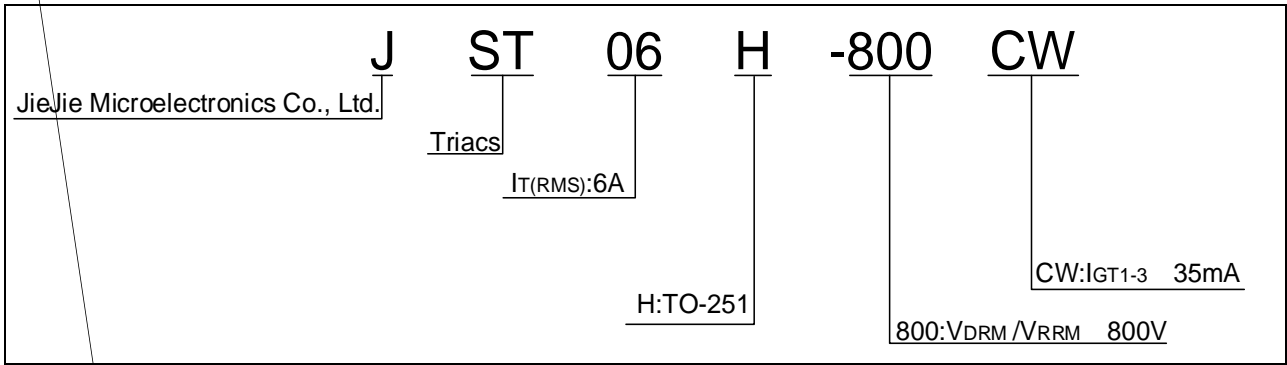
ELECTRICAL CHARACTERISTICS ( $T_j=25$  unless otherwise specified)

Symbol	Test Condition	Quadrant	Value		Unit
$I_{GT}$	$V_D=12V$ $R_L=33$	- -	MAX.	35	mA
$V_{GT}$		- -	MAX.	1	V
$V_{GD}$	$V_D=V_{DRM}$ $T_j=125$ $R_L=3.3k$	- -	MIN.	0.2	V
$I_L$	$I_G=1.2I_{GT}$	-	MAX.	50	mA
				60	
$I_H$	$I_T=100mA$		MAX.	35	mA
dV/dt	$V_D=540V$ Gate Open $T_j=125$		MIN.	1200	V/s
(dI/dt) <sub>c</sub>	$V_D=125V$ $T_j=125$		MIN.	4	A/ms
$t_{on}$	$I_G=40mA$ $I_A=200mA$ $I_R=20mA$ $T_j=25$		TYP.	3	s
$t_{off}$				30	

## STATIC CHARACTERISTICS

Symbol	Parameter	Value(MAX.)	Unit
$V_{TM}$			

ORDERING INFORMATION



MARKING

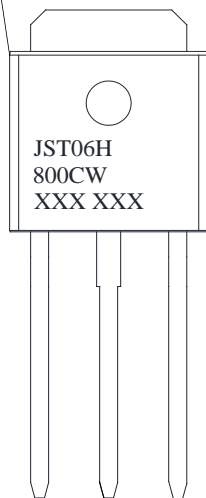
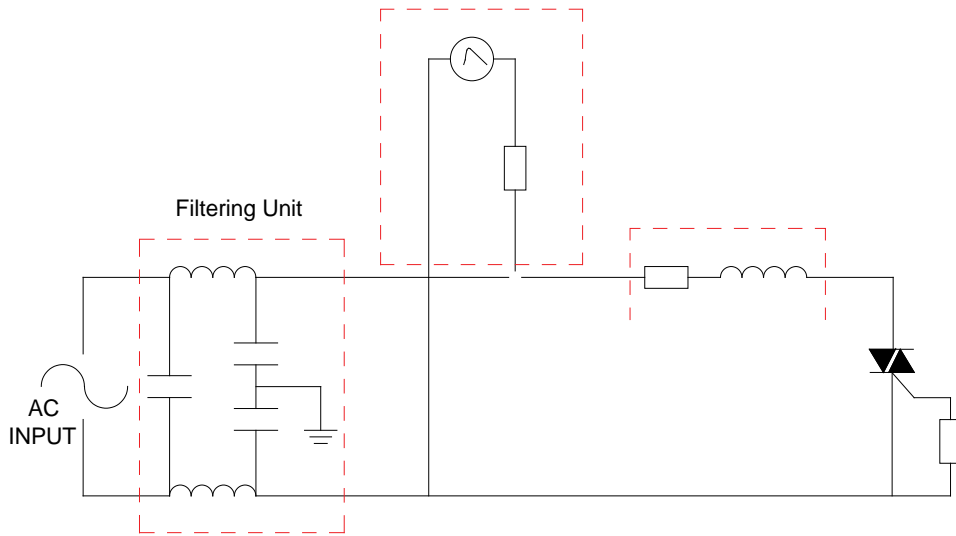


FIG.1:

FIG.7 Test circuit for inductive and resistive loads to IEC-61000-4-5 standards

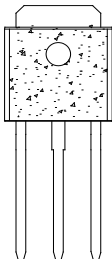
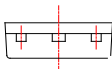
IEC61000-4-5 Standards  
Surge Generator  
6 Y R O W D J H V X U J H



ORDERING INFORMATION

Order code	Voltage $V_{DRM}/V_{RRM}$ (V)	IGT(mA)	Package	Base qty. (pcs)	Delivery <input type="text"/>
------------	----------------------------------	---------	---------	--------------------	----------------------------------

PACKAGE MECHANICAL DATA



Information furnished in this document is believed to be accurate and reliable. However,