



JST04H-800SW 4A TRIAC

Rev.A.1.2

DESCRIPTION:

The JST 04H8 00SW triac is suitable for general AC switching. It can be used as ON/OFF control in power electronic equipment. It is a high speed triac with a high surge current capability.

It is a silicon controlled rectifier (SCR) device. It can be directly controlled by the MCU I/O port. It is a TO251 package.

MAIN FEATURES

ABSOLUTE MAXIMUM RATINGS

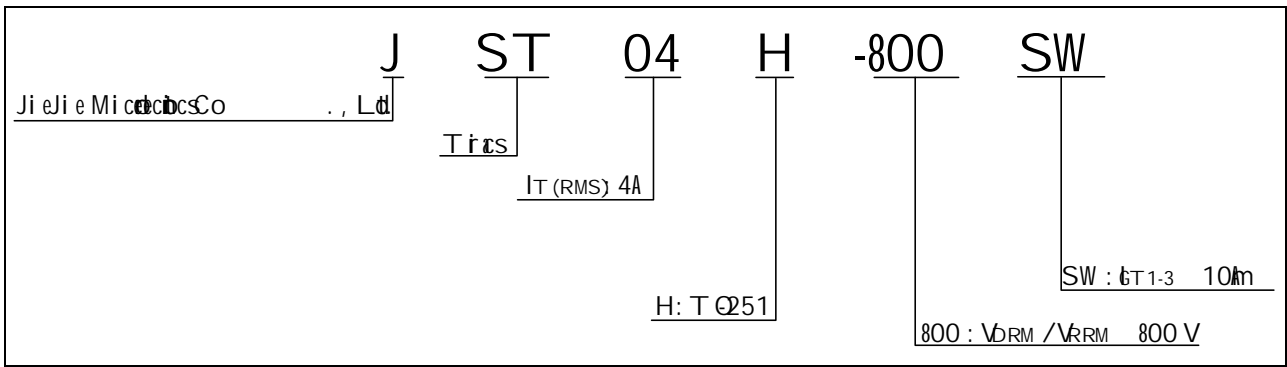
Parameter	Symbol	Value	Unit
Storage temperature	$T_s$	-40-150	
Operating temperature	$T_j$	-40-125	
Repetitive peak reverse voltage (T <sub>c</sub> =97 °C)	$V_{DRM}$	800	V
Repetitive peak reverse voltage (T <sub>c</sub> =25 °C)	$V_{RRM}$	800	V
RMS on-state current (T <sub>c</sub> =97 °C)	$I_T(RMS)$	4	A
Non-repetitive peak surge current (f <sub>avg</sub> , t <sub>p</sub> =20ms, T <sub>j</sub> =25 °C)	$I_{TSM}$	40	A
Non-repetitive peak surge current (f <sub>avg</sub> , t <sub>p</sub> =16.6ms, T <sub>j</sub> =25 °C)		44	
Surge energy (t <sub>p</sub> =10ms, T <sub>j</sub> =25 °C)	$I^2t$	8	A <sup>2</sup> S

Peak gate power	$P_{GM}$	10	W
Peak gate voltage ( $T_j=25^\circ\text{C}$ ; $\rho_{eff}$ as in FIG. 7)	$V_p$	3	V

ELECTRICAL CHARACTERISTICS (Specified)

Symbol	Test Condition	Quadrant	Value	Unit
$I_{GT}$	$V_D$			

ORDERING INFORMATION



MARKING

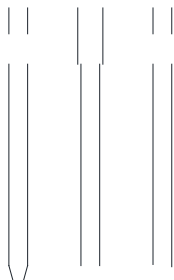


FIG.1: Maximum Power

$P_{max}$

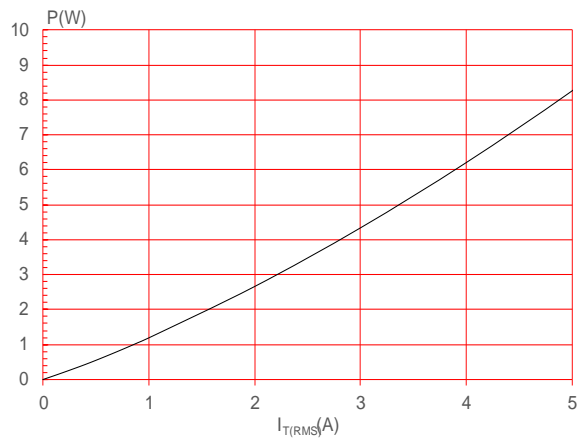


FIG.3: Storage Time

$t_{storage}$

FIG.2: RMS Current vs. Temperature

$I_{T(RMS)}$

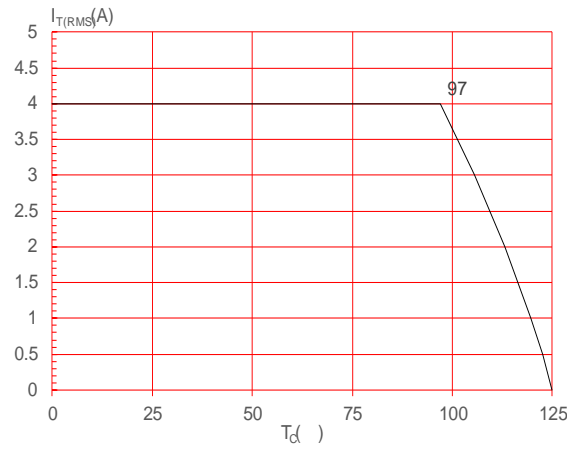


FIG.4: On-state Voltage

$V_{on}$





PACKAGE MECHANICAL DATA

\_\_\_\_\_

|

JST04H-800SW