




TYN80H-1200SJ 80A SCR

Rev.A.2.1

DESCRIPTION:

With high ability to withstand the shock loading of large current, TYN80H-1200SJ SCR provides high dV/dt rate with strong resistance to electromagnetic interference. It is especially recommended for use on solid state relay, UPS, SVC, power charger, T-tools etc, Package TO-247J is RoHS compliant.



MAIN FEATURES

Symbol	Value	Unit
$I_{T(AV)}$	80	A
V_{DRM}/V_{RRM}	1200	V
I_{GT}	10-80	mA

ABSOLUTE MAXIMUM RATINGS

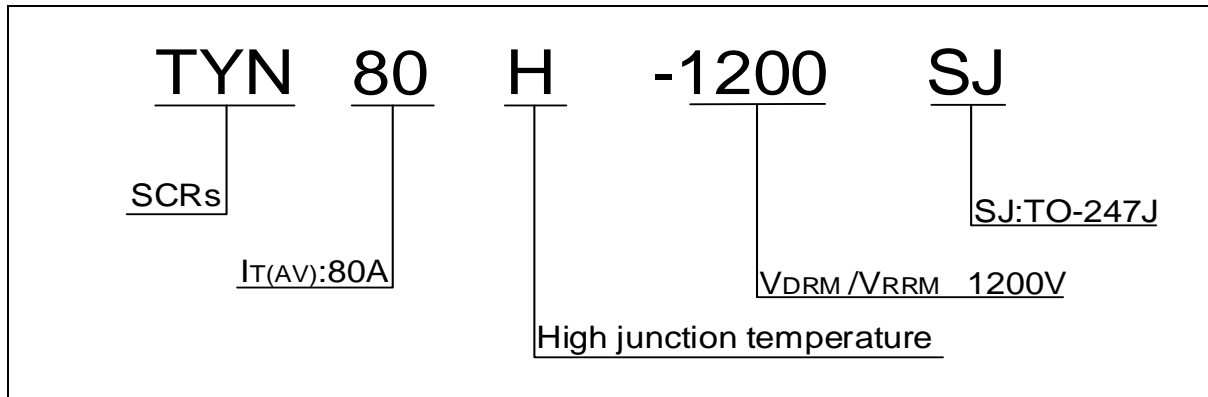
Parameter	Symbol	Value	Unit
Storage junction temperature range	T_{stg}	-40-150	
Operating junction temperature range	T_j	-40-150	
Operating temperature range	T_{op}	-40-125	
Repetitive peak off-state voltage ($T_j=25^\circ\text{C}$)	V_{DRM}	1200	V
Repetitive peak reverse voltage ($T_j=25^\circ\text{C}$)	V_{RRM}	1200	V
Average on-state current ($T_c=79^\circ\text{C}$)	$I_{T(AV)}$	80	A
RMS on-state current ($T_c=79^\circ\text{C}$)	$I_{T(RMS)}$	126	A

Non repetitive surge peak on

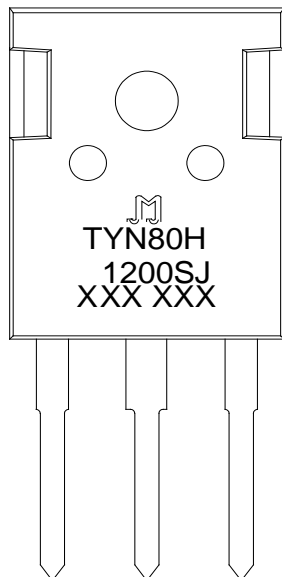
Average gate power dissipation ($T_j=150$)	$P_{G(AV)}$	1	W
Peak gate power	P_{GM}	22	W
Peak pulse voltage ($T_j=25$; non-repetitive,off-state;FIG.7)	V_{pp}	1	kV

ELECTRICAL CHARACTERISTICS ($T_j=25$)

ORDERING INFORMATION



MARKING



XXX XXX
Year
Month

FIG.1: Maximum power dissipation versus RMS on-state current

FIG.2: RMS on-state current versus case temperature

79 -02040608010 012




FIG.7

ORDERING INFORMATION

Order code	Voltage V_{DRM}/V_{RRM} (V)	IGT(mA)	Package	Base qty. (pcs)	Delivery mode
TYN80H-1200SJ	1200	10-80	TO-247J	30	Tube

Document Revision History

PACKAGE MECHANICAL DATA ~~BBBBBB~~

Ref.	Dimensions					
	Millimeters			Inches		
	Min.	Typ.	Max.	Min.	Typ.	Max.
A						
B1						
C						
D						
E						
F						
G						

H
J
K
L

