



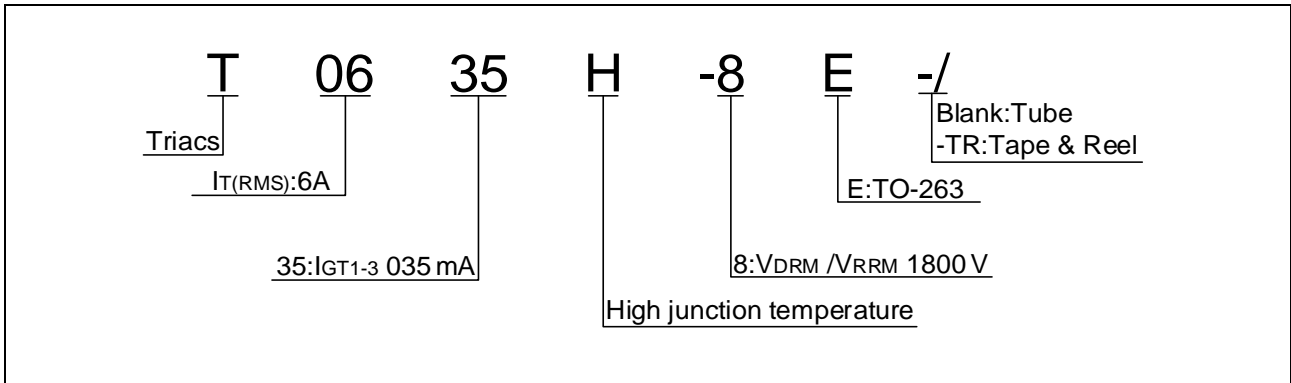
T0635H-8E 6A TRIAC

Peak pulse voltage ($T_j=25$; non-repetitive, off-state; FIG.8)	V_{pp}	3	kV
--	----------	---	----

ELECTRICAL CHARACTERISTICS (unless otherwise specified)

Symbol	Test Condition	Quadrant $f, \bar{I}_A, \bar{\omega}_A$	Value	Unit
I_{GT}	$V_D=12V R_L=33$			

ORDERING INFORMATION



MARKING

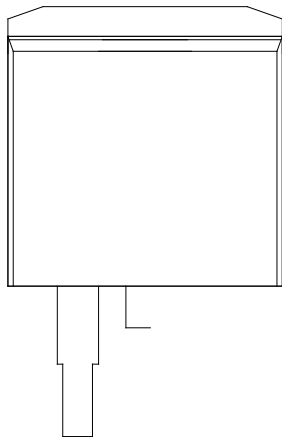


FIG.1: Maximum power dissipation versus RMS on-state current

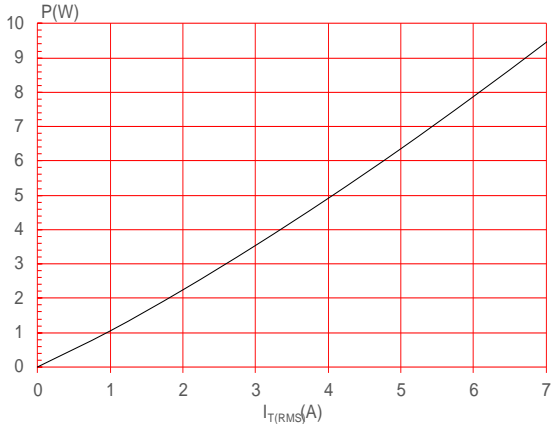


FIG.2: RMS on-state current versus case temperature

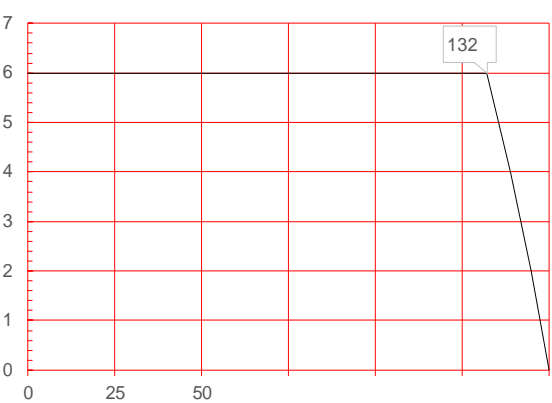


FIG.7: Relative variations of gate trigger current, holding current and latching current versus junction temperature

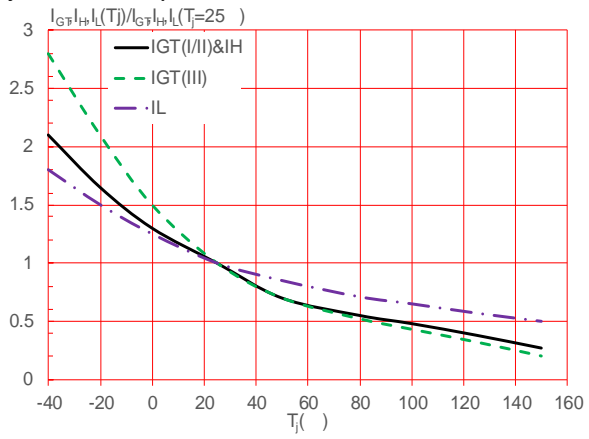
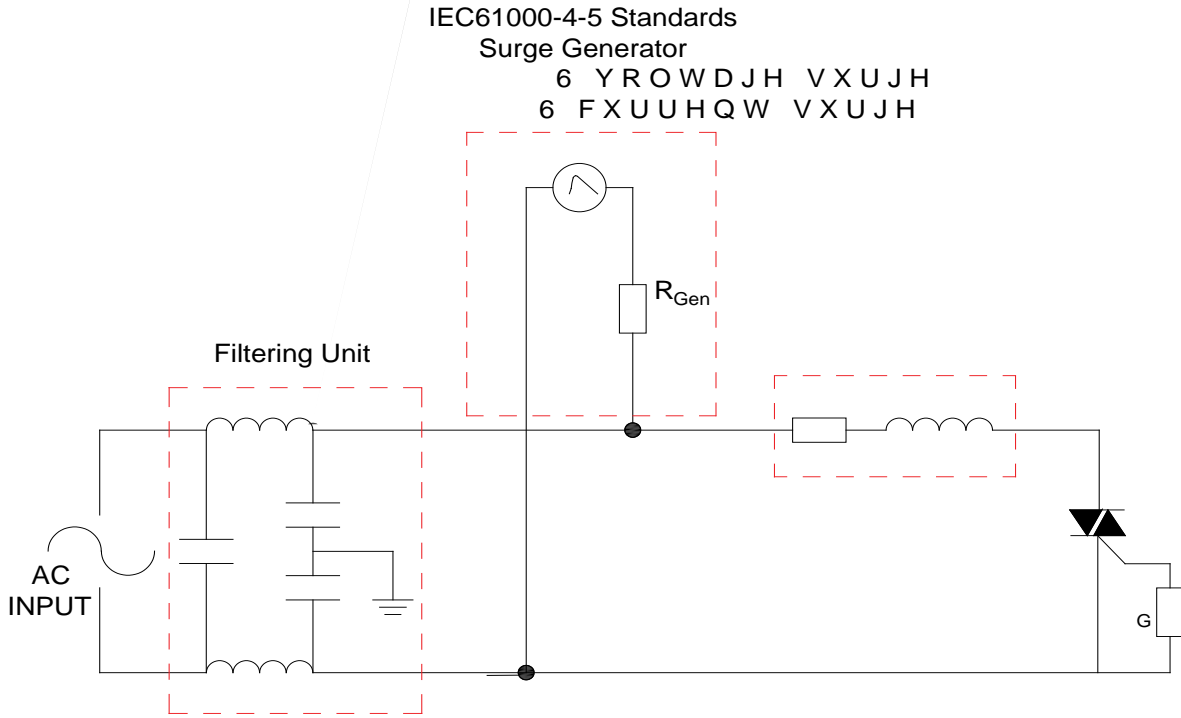


FIG.8 ÖTest circuit for inductive and resistive loads to IEC-61000-4-5 standards



ORDERING INFORMATION

Order code	Voltage V_{DRM}/V_{RRM} (V)	IGT(mA)	Package	Base qty. " "	
------------	----------------------------------	---------	---------	------------------	--

PACKAGE MECHANICAL DATA

Ref.	Dimensions					
	Millimeters			Inches		
	Min.	Typ.	Max.	Min.	Typ.	Max.
A	9.90		10.20	0.390		0.402
B	14.70		15.80	0.579		0.622
C	9.40		9.60	0.370		0.378
D	2.40			0.094		
E	1.20					
F						

