

ELECTRONICS CO., LTD.

Rev.A.1.1

C

or
meters,
s,
up to
t.

ol	Value	Unit
----	-------	------

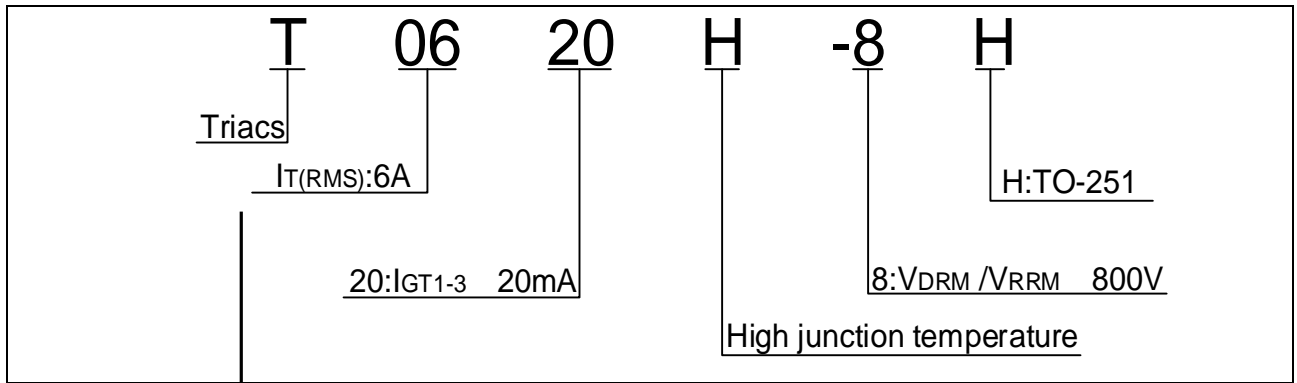
Peak pulse voltage ($T_j=25$; non-repetitive, off-state; FIG.7)	V_{pp}	3	kV
--	----------	---	----

ELECTRICAL CHARACTERISTICS ($T_j=25$ unless otherwise specified)

Symbol	Test Condition	Quadrant	Value		Unit
I_{GT}	$V_D=12V$ $R_L=33$	- -	MAX.	20	mA
V_{GT}		- -	MAX.	1	V
V_{GD}	$V_D=V_{DRM}$ $T_j=150$ $R_L=3.3k$	- -	MIN.	0.2	V
I_L	$I_G=1.2I_{GT}$	-	MAX.	40	mA

T

ORDERING INFORMATION



MARKING

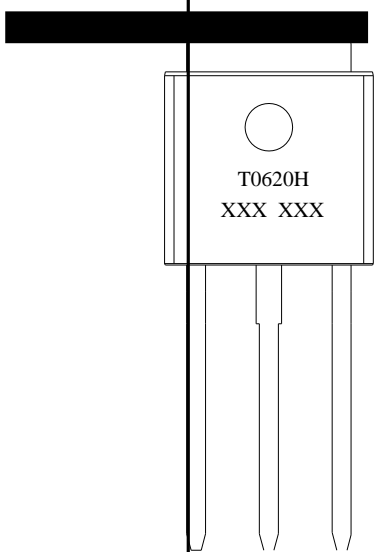


FIG.1: Maximum power dissipation versus RMS on-state current




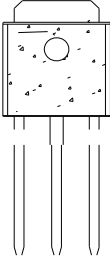
FIG.2: RMS on-state current versus case temperature

T0620H-8H

ORDERING INFORMATION

Order code	Voltage V_{DRM}/V_{RRM} (V)	IGT(mA)	Package	Base qty. (pcs)	Delivery
------------	----------------------------------	---------	---------	--------------------	----------

PACKAGE MECHANICAL DATA



Information furnished in this document is believed to be accurate and reliable. However, Jiangsu JieJie Microelectronics Co., Ma Â m neM M á aM this d O