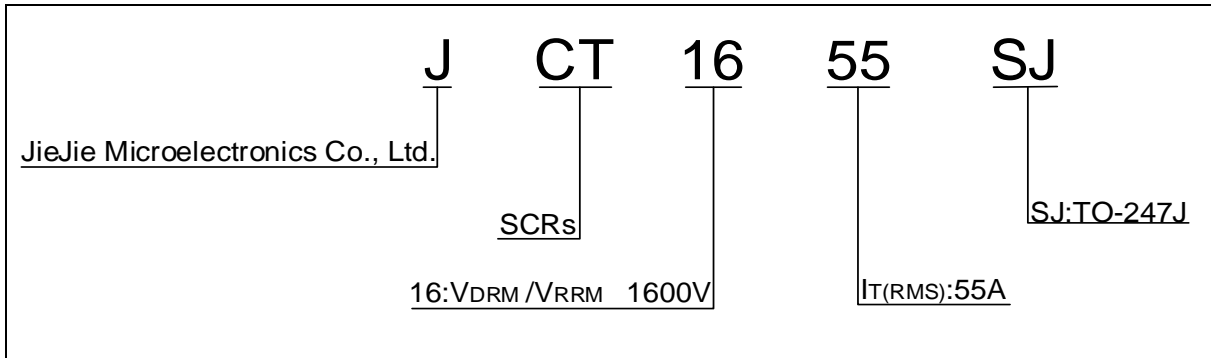


ORDERING INFORMATION



MARKING

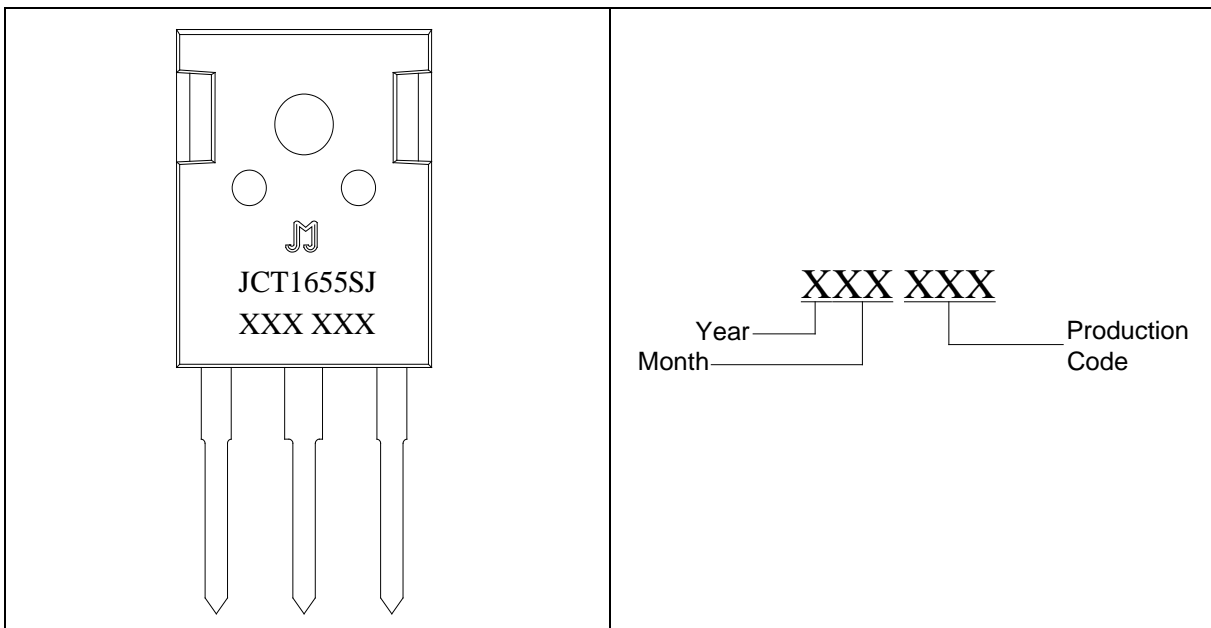


FIG.1: Maximum power dissipation versus RMS on-state current

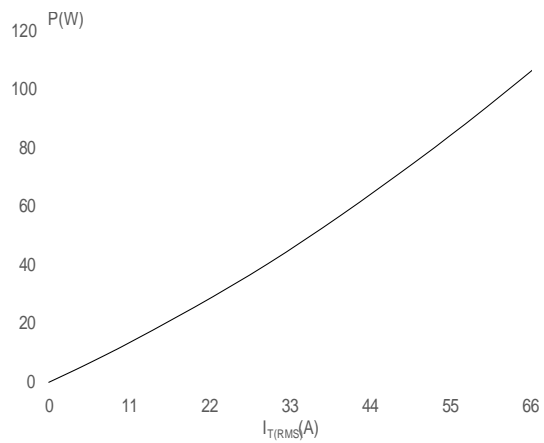


FIG.3: Surge peak on-state current versus number of cycles

FIG.2: RMS on-state current versus case temperature

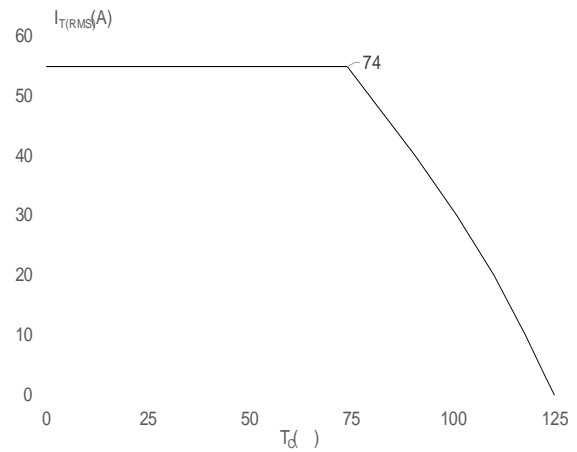
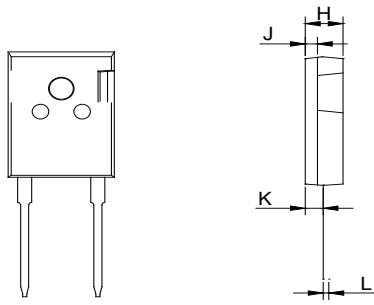


FIG.4: On-state characteristics

JCT1655SJ

J

PACKAGE MECHANICAL DATA



Ref.	Dimensions					
	Millimeters			Inches		
	Min.	Typ.	Max.	Min.	Typ.	Max.
A	15.50		16.10	0.610		0.634
B1	3.10		3.50	0.122		0.138
C	19.70		20.30	0.776		0.799
D	2.90		3.30	0.114		0.130
E	1.90		2.30	0.075		0.091
F	1.00		1.40	0.039		0.055
G		5.44			0.214	

H	4.80	5.20	0.189	0.205
J	1.90	2.10	0.075	0.083
K	2.20	2.50	0.087	0.098
L	0.41	0.79	0.016	0.031

