




JCT151A-650RH 12A SCR

Rev.A.1.1

**DESCRIPTION:**

With high ability to withstand the shock loading of large current, JCT151A-650RH of silicon controlled rectifiers provides high dV/dt rate with strong resistance to electromagnetic interference. It is especially recommended for use on solid state relay, motorcycle, power charger, T-tools etc. From all three terminals to external heatsink, JCT151A-650RH provides a rated insulation voltage of 2500 V<sub>RMS</sub>, complying with UL standards (File ref: E252906).

Package TO-220A is RoHS compliant.



**MAIN FEATURES**

Symbol	Value	Unit
I <sub>T(RMS)</sub>	12	A
V <sub>DRM</sub> /V <sub>RRM</sub>	650	V
I <sub>GT</sub>	"15	mA

**ABSOLUTE MAXIMUM RATINGS**

Parameter	Symbol	Value	Unit
Storage junction temperature range	T <sub>stg</sub>	-40-150	
Operating junction temperature range	T <sub>j</sub>	-40-150	
Repetitive peak off-state voltage (T <sub>j</sub> =25 )	V <sub>DRM</sub>	650	V
Repetitive peak reverse voltage (T <sub>j</sub> =25 )	V <sub>RRM</sub>	650	V

Average on-state current (T<sub>c</sub>∞)-

Peak gate current ( $t_p=20 \text{ s}$ , $T_j=150 \text{ }$ )	$I_{GM}$	4	A
Average gate power dissipation ( $T_j=150 \text{ }$ )	$P_{G(AV)}$	1	W
Peak gate power	$P_{GM}$	10	W



FIG.1: Maximum power dissipation versus RMS on-state current

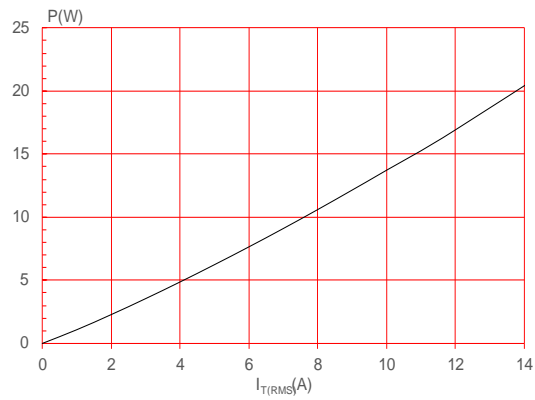


FIG.3: Surge peak on-state current versus number of cycles

FIG.2: RMS on-state current versus case temperature

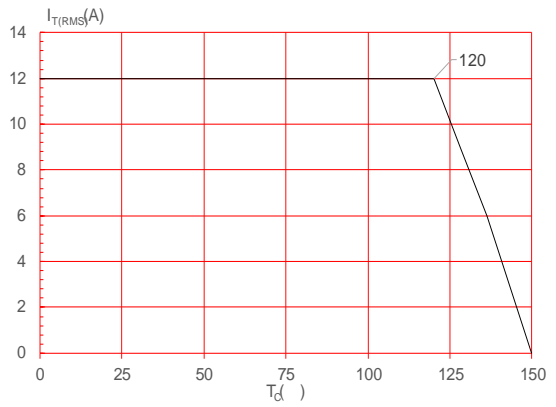
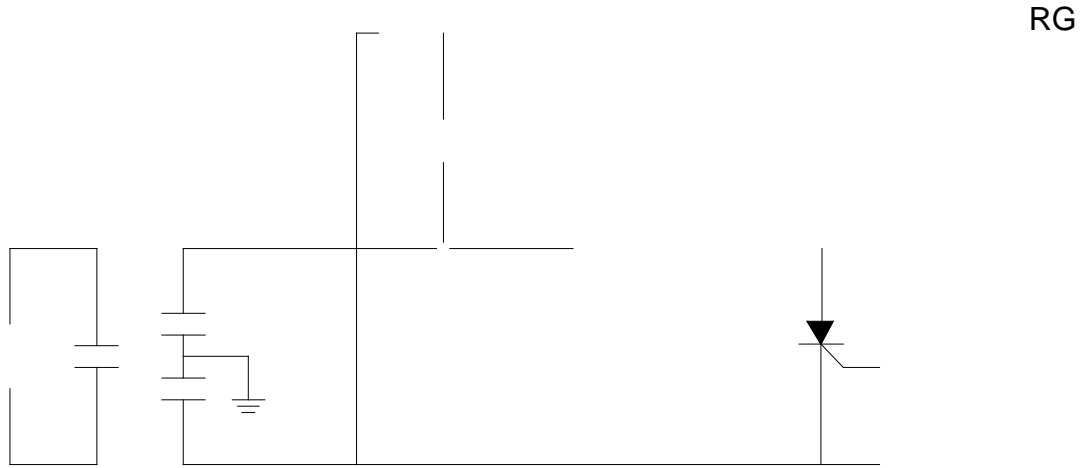


FIG.4: On-state characteristics

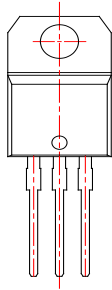

FIG.7 Test circuit for inductive and resistive loads to IEC-61000-4-5 standards. Emission level 1




ORDERING INFORMATION

Order code	Voltage $V_{DRM}/V_{RRM}$ (V)	IGT(mA)	Package	
------------	----------------------------------	---------	---------	--

PACKAGE MECHANICAL DATA



Information furnished in this document is believed to be accurate and reliable. However, Jiangsu JieJie Microelectronics Co., Ltd. assumes no responsibility for the consequences of use without consideration for such information nor use beyond it. Information mentioned in this document is subject to change without notice, apart from that when an agreement is signed, Jiangsu JieJie complies with the agreement. Products and information provided in this document have no infringement of patents. Jiangsu JieJie assumes no responsibility for any infringement of other rights of third parties which may result from the use of such products and information. This document supersedes and replaces all information previously supplied.

 is a registered trademark of Jiangsu JieJie Microelectronics Co., Ltd. Copyright ' 2025 Jiangsu JieJie Microelectronics Co., Ltd. All rights reserved.