




JCT1055Z 55A SCR

Rev.A.1.1

DESCRIPTION:

With high ability to withstand the shock loading of large current, JCT1055Z SCR provides high dV/dt rate with strong resistance to electromagnetic interference. It is especially recommended for use on solid state relay, motorcycle, power charger, T-tools etc. From all three terminals to external heatsink, JCT1055Z provides a rated insulation voltage of 2500 V_{RMS}, complying with UL standards (File ref: E252906). Package TO-3P is RoHS compliant.



MAIN FEATURES

ABSOLUTE MAXIMUM RATINGS

Parameter	Symbol	Value	Unit
Storage junction temperature range	T _{stg}	-40-150	
Operating junction temperature range	T _j	-40-125	
Repetitive peak off-state voltage (T _j =25 °C)	V _{DRM}	1000	V
Repetitive peak reverse voltage (T _j =25 °C)	V _{RRM}	1000	V
Average on-state current (T _c 60 °C)	I _{T(AV)}	35	A
RMS on-state current (T _c 60 °C)	I _{T(RMS)}	55	A
Non repetitive surge peak on-state current (t _p =10ms, T _j =25 °C)	I _{TSM}	700m	m
Non repetitive surge peak on-state current (t _p =8.3ms, T _j =25 °C)			

Q f o T Q t04 0 Td () Tj F) 7 (s1Tj1616 12j.72 A

[REDACTED]	P _{GM}	10	A
	(AV)	1	W

Peak gate power

P_{GM}

20

W

PTI -0.4

ORDERING INFORMATION

J CT 10 55 Z

FIG.1: Maximum power dissipation versus RMS on-state current

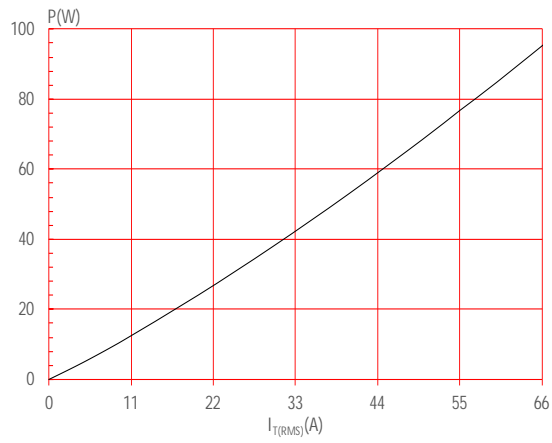



FIG.2: RMS on-state current versus case temperature



JCT1055Z

JCT1055Z

 **JieJie Microelectronics Co., Ltd.**

ORDERING INFO

Order code	IGT(mA)	PackC	0.775.6.48 539.0 10.56 70.46 3.4 r11.48 563.32 7
------------	---------	-------	--

