




ACJT1210-8E 12A TRIAC

Rev.A.1.1

DESCRIPTION:

The ACJT1210-8E triac is suitable for general purpose AC switching. It can be used as an ON/OFF function in applications such as heating regulation, induction motor starting circuits, for phase control operation in light dimmers, motor speed controllers. The ACJT1210-8E embeds a TVS structure to absorb the inductive turn-off energy such as those described in the IEC 61000-4-5 standards. Package TO-263 is RoHS compliant.



MAIN FEATURES

ABSOLUTE MAXIMUM RATINGS

Parameter	Symbol	Value	Unit
Storage junction temperature range	T_{stg}	-40-150	
Operating junction temperature range	T_j	-40-125	

Repetitive peak off-state voltage ($T_j=25$) 125

Peak pulse voltage ($T_j=25$; non-repetitive, off-state; FIG.8)	V_{pp}	4.5	kV
--	----------	-----	----

ELECTRICAL CHARACTERISTICS ($T_j=25$ unless otherwise specified)

Symbol	Test Condition	Quadrant	Value		Unit
I_{GT}	$V_D=12V$ $R_L=33$	- -	MAX.	10	mA
V_{GT}		- -	MAX.	1	V
V_{GD}	$V_D=V_{DRM}$ $T_j=125$ $R_L=3.3k$	- -	MIN.	0.2	V
I_L	$I_G=1.2I_{GT}$	-	MAX.	25	mA
				30	
I_H	$I_T=500mA$		MAX.	20	mA
dV/dt	$V_D=540V$ Gate Open $T_j=125$		MIN.	500	$V/\mu s$
$(dI/dt)_c$	$(dV/dt)_c=10V/\mu s$, $T_j=125$		MIN.	3	

ORDERING INFORMATION

AC AC switch JieJie Microelectronics Co., Ltd.	J	T Triacs IT(RMS):12A 10: IGT1-3 10mA	12	10	-8 8:VDRM /VRRM 800V	E E:TO-263	-/ Blank:Tube -TR:Tape & Reel
---	----------	--	-----------	-----------	--------------------------------	----------------------	--

MARKING

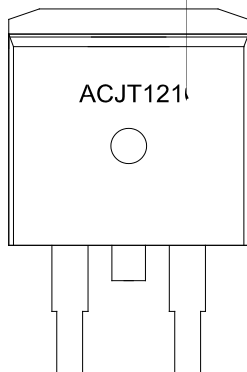


FIG.1: Maximum power dissipation versus RMS on-state current

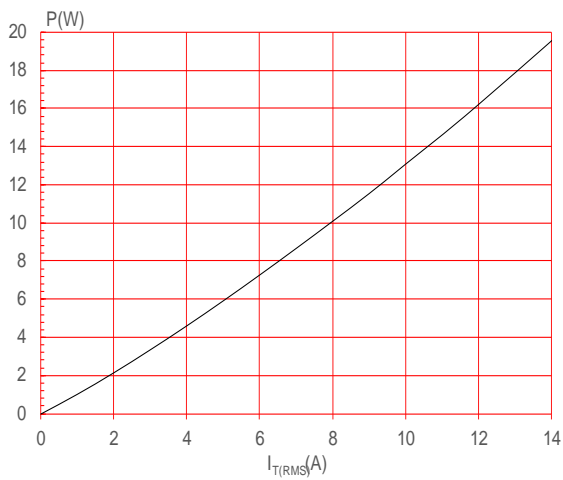


FIG.2: RMS on-state current versus case temperature

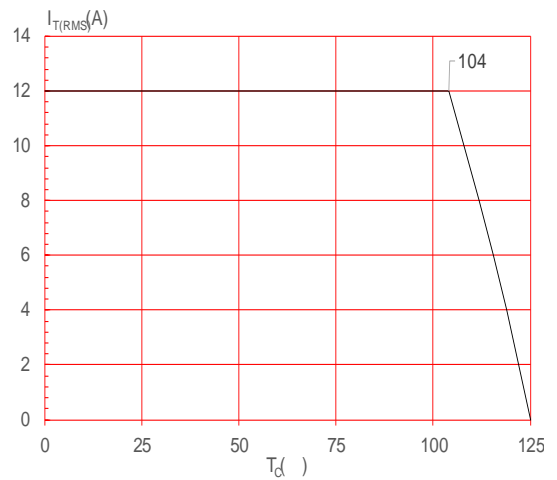


FIG.3: RMS on-state current versus ambient temperature (printed circuit board FR4,copper thickness:35μm)(full cycle)

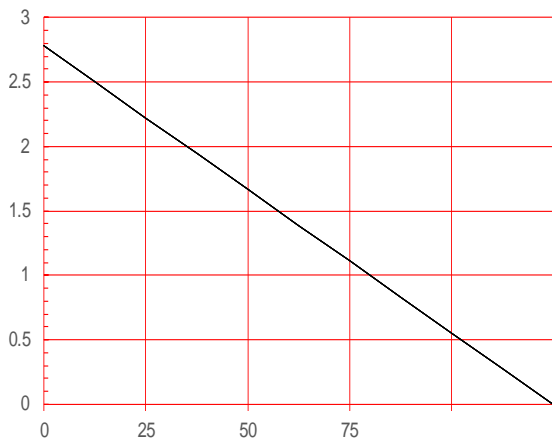
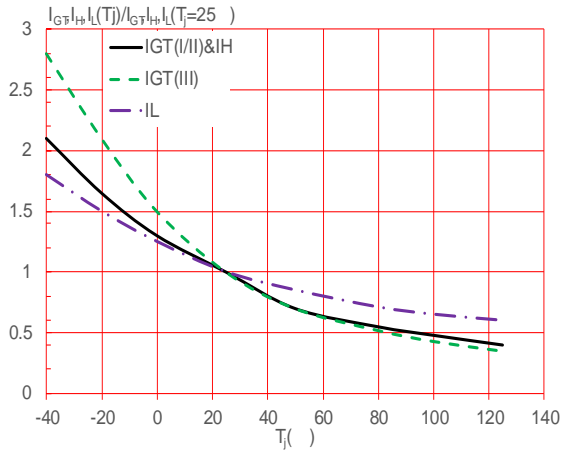
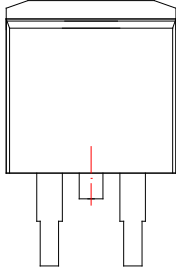


FIG.4: Surge peak on-state current versus number of cycles

FIG.7: Relative variations of gate trigger current, holding current and latching current versus junction temperature

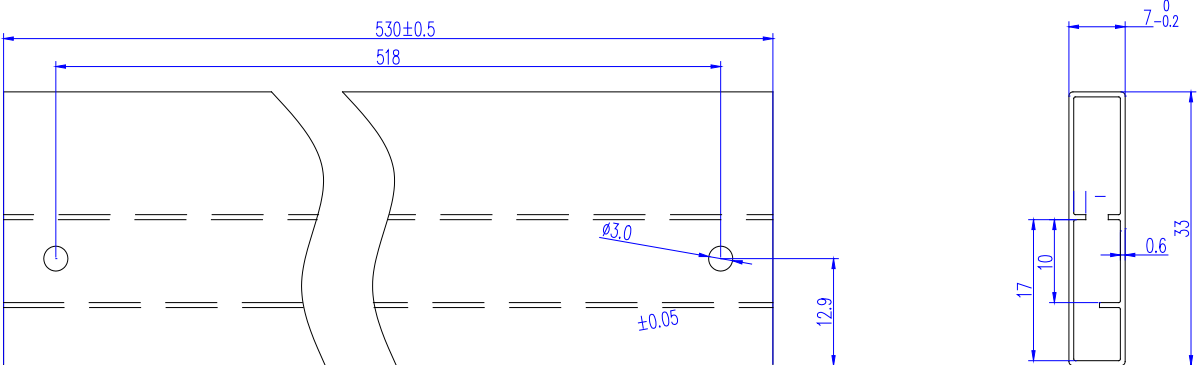


PACKAGE MECHANICAL DATA




Ref.	Dimensions					
	Millimeters			Inches		
	Min.	Typ.	Max.	Min.	Typ.	Max.
A	9.90		10.20	0.390		0.402
B	14.70		15.80	0.579		0.622
C	9.40		9.60	0.370		0.378
D	2.40			0.094		
E	1.20		1.50	0.047		0.059
F	0.75		0.85	0.029		0.033

DELIVERY MODE



Information furnished in this document is believed to be accurate and reliable. However, Jiangsu JieJie Microelectronics Co., Ltd. assumes no responsibility for the consequences of use without consideration for such information nor use beyond it. Information mentioned in this document is subject to change without notice, apart from that when an agreement is signed, Jiangsu JieJie complies with the agreement.

Products and information provided in this document have no infringement of patents. Jiangsu JieJie assumes no responsibility for any infringement of other rights of third parties which may result from the use of such products and information. This document supersedes and replaces all information previously supplied.

 is a registered trademark of Jiangsu JieJie Microelectronics Co., Ltd.
Copyright © 2025 Jiangsu JieJie Microelectronics Co., Ltd. All rights reserved.