



Description

The JLR1117E is a low-dropout three-terminal regulator with 1.0A output current ability, and the dropout voltage is specified at typical 1.1V at 1.0A current load decreasing at lower load currents.

The JLR1117E is optimized for low voltage where transient response and minimum input voltage are critical. It provides current limit and thermal shutdown protection solutions. Its circuit includes a trimmed

band gap reference to 1p (ana.1 o)-5.9 (t)5.u.6 (1V)-8.6 (ap.6 (1V)u.)5.4 (lv)-9.6 voludesc5 (l)-5.9 (des)3.4 (c)a5.9 (des)yt(enc)-11.4 (e)1b5.9 (t)-9.i6.5 (v)3.5



JLR1117E Series

1.0A Low Drop-out Linear Regulators

Ordering Information

JLR1117EXX X XX





Recommended Operating Conditions

Symbol	Parameter	
--------	-----------	--



Performance Characteristics

Fig. 2: Line Regulation vs. Junction Temperature

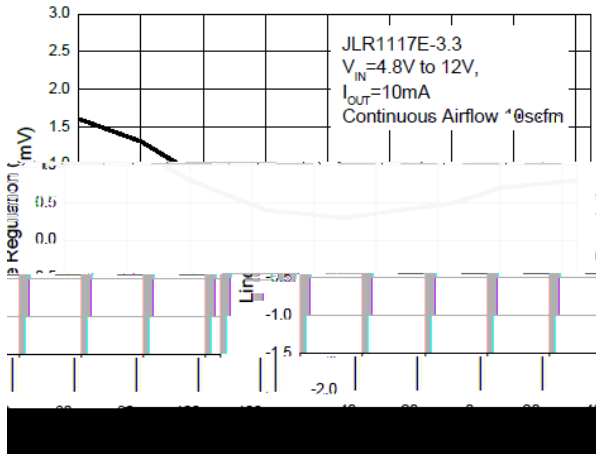


Fig. 3: Line Regulation vs. Junction Temperature




Fig. 4: Reference Voltage vs. Junction Temperature

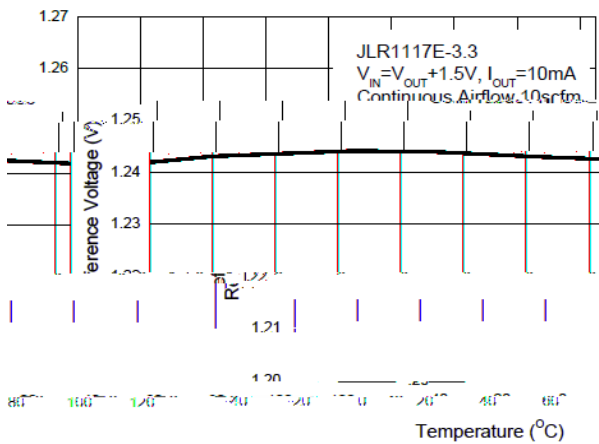


Fig. 5: Output Voltage vs. Junction Temperature




Fig. 6: Minimum Load Current vs. Junction Temperature

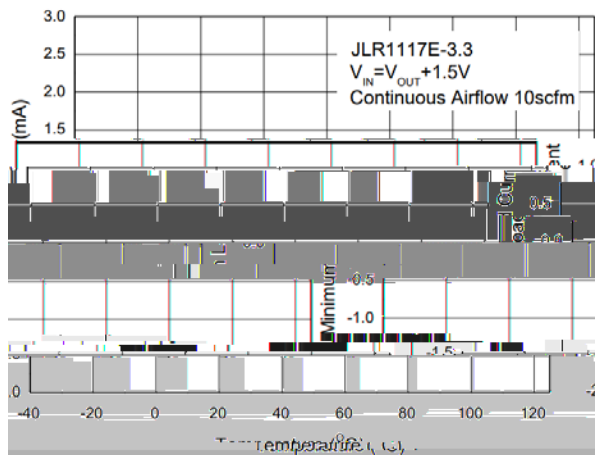
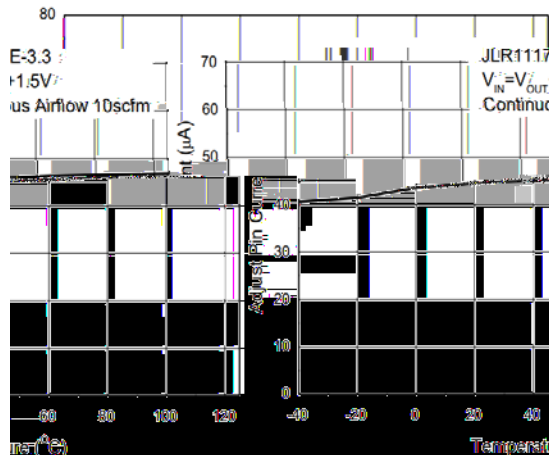


Fig. 7: Adjust Pin Current vs. Junction Temperature



1.0A Low Drop-out Linear Regulators



Package Outline Dimensions

Package Type: SOT-223

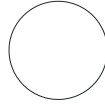
SOT-223	
Dim	Min

Package Type: TO-252-2L



Tape and Reel Information

Reel Dimensions



Quadrant Assignments for Pin1 Orientation in Tape

