

DESCRIPTION:

The JOC827 series provide two channel operation, and each combines an AlGaAs infrared emitting diode as the emitter which is optically coupled to a silicon planar phototransistor detector in a plastic DIP8 package with different lead forming options. With the robust coplanar double mold structure, JOC827 provides the most stable isolation feature. The products are widely used in computer peripheral interface and microprocessor system interface.

MAIN FEATURES

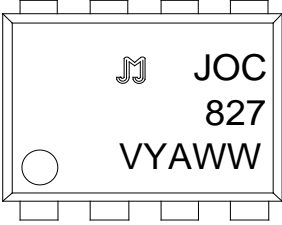
- High isolation 5000 VRMS
- DC input with transistor output
- Operating temperature range -55°C to +110°C
- REACH compliance
- Halogen free (Optional)
- CQC approved
- VDE approved
- UL approved

ABSOLUTE MAXIMUM RATINGS (Temperature=25°C)

Parameter	Symbol	Value	Unit
Forward Current	I _F	60	

Input

ORDERING AND MARKING INFORMATION

MARKING INFORMATION			
		<p>JOC : Company Abbr. 827 : Part Number V : VDE Option Y : Fiscal Year A : Manufacturing Code WW : Work Week</p>	
ORDERING INFORMATION			
JOC827(Y)(Z)GV			
<p>JOC- Company Abbr. 827 - Part Number Y- Lead Form Option (M/SI/None) Z- Tape and Reel Option (T1/T2) G- Green V- VDE Option (V or None)</p>			
Packing Quantity			
Option	Quantity	Quantity - Inner box	Quantity -Outer box
None/M S(T1/T2)	45 Units/Tube 10	32 Tubes/Inner box	10 Inner box/Outer box 14.4k Units

Characteristics Curves

FIG.1: Forward Current vs. Ambient Temperature

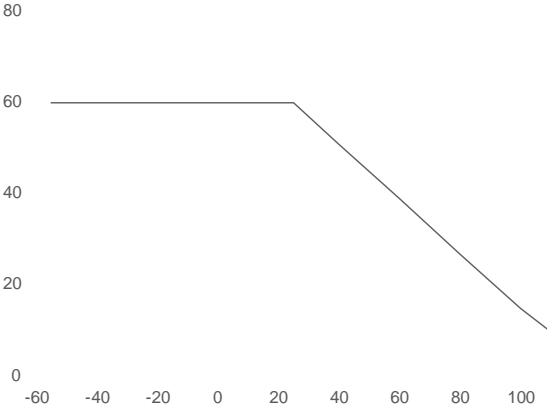


FIG.2: Collector Power Dissipation vs. Ambient Temperature

FIG.7: Normalized Current Transfer Ratio vs. Ambient Temperature

FIG.8:

Test Circuits

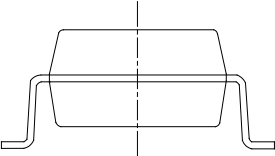
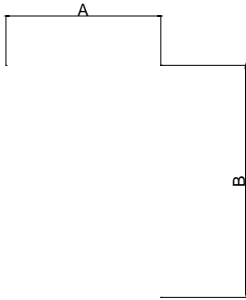
FIG.11: Test Circuits of Response Time

FIG.12: Curves of Response Time

FIG.13: Test Circuits of Frequency Response

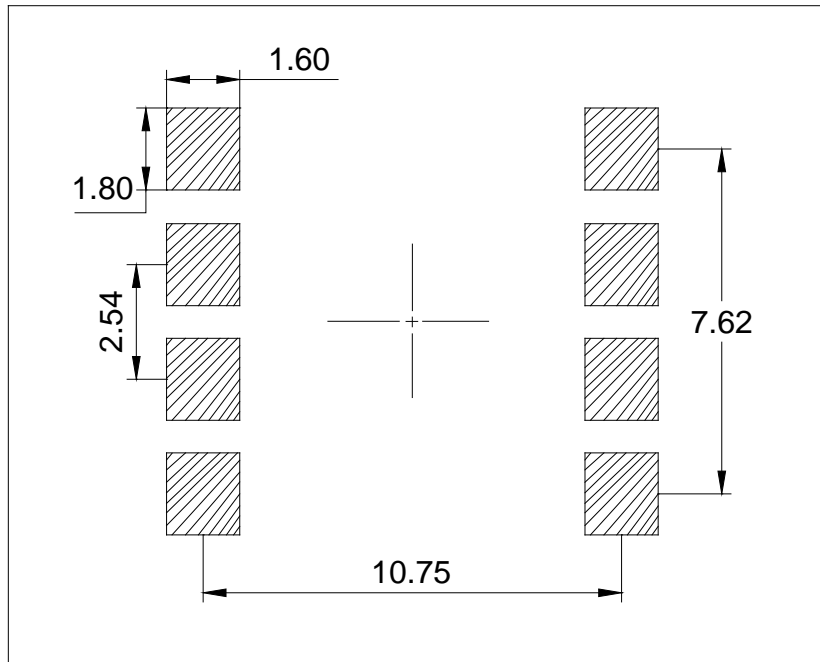
PackadJ,

Option S Type:

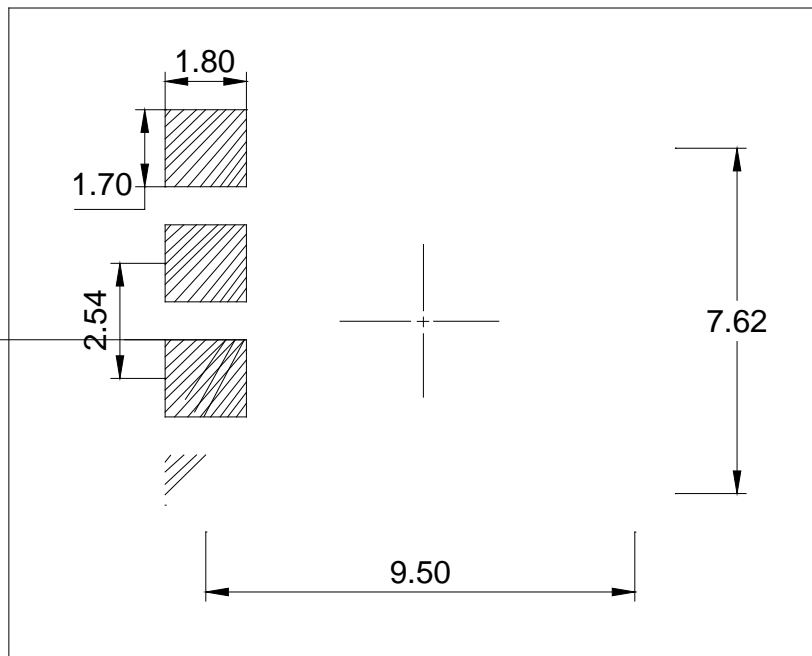


RECOMMENDED SOLDER MASK DIMENSIONS in mm unless otherwise stated)

Option S

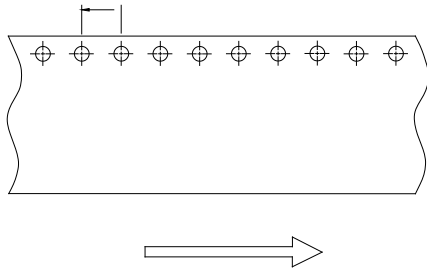


Option SL

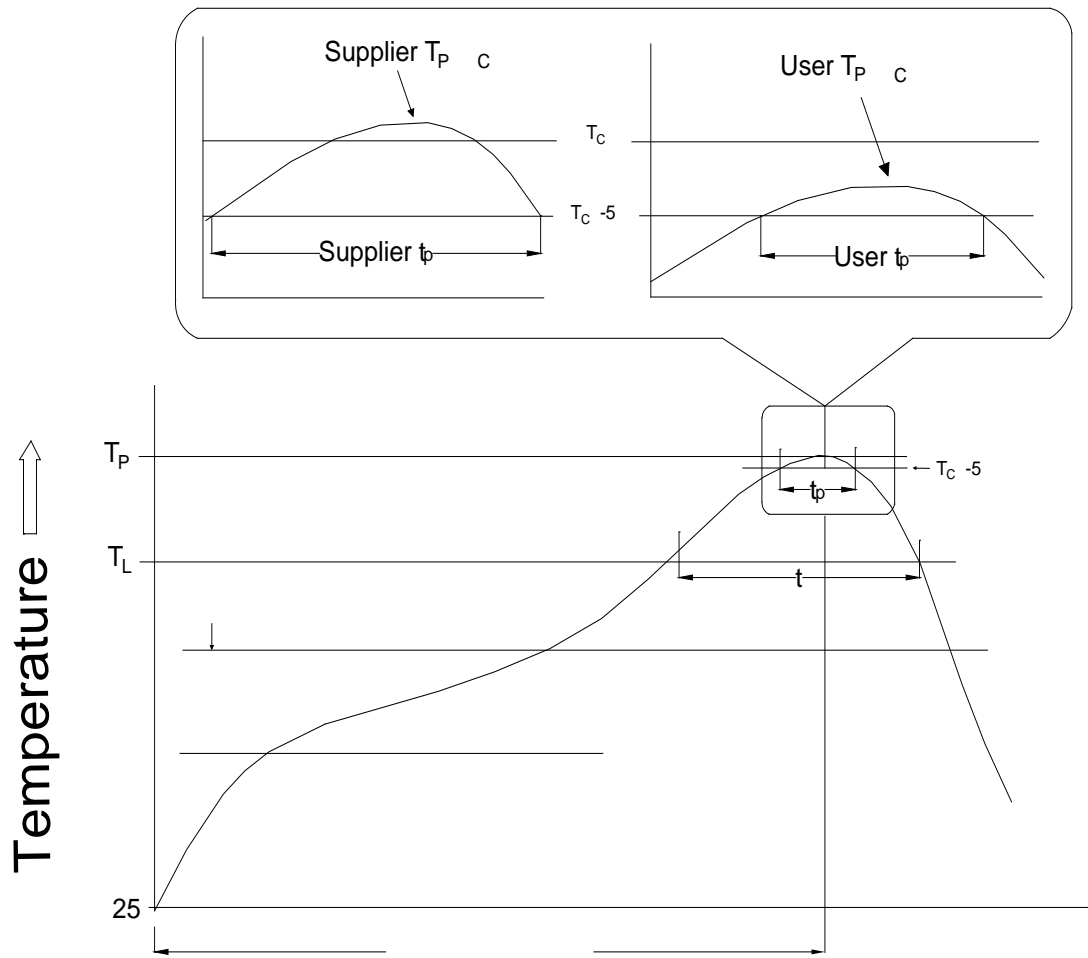


TUBE SPECIFICATIONS Dimensions in mm u (m)3 [b0 0 Ts n idhu (m)eocsn [b0 1 (ss)0

CARRIER TAPE SPECIFICATIONS Dimensions in mm unless otherwise stated



REFLOW INFORMATION



WAVE SOLDERING



HAND SOLDERING BY SOLDERING IRON	
Soldering Temperature	360 ± 5
Soldering Time	3s max.

Information furnished in this document is believed to be accurate and reliable. However, Jiangsu JieJie Microelectronics Co., Ltd. assumes no responsibility for the consequences of use without consideration for such information nor use beyond it. Information mentioned in this document is subject to change without notice, apart from that when an agreement is signed, Jiangsu JieJie complies with the agreement.

Products and information provided in this document have no infringement of patents. Jiangsu JieJie assumes no responsibility for any infringement of other rights of third parties which may result from the use of such products and information. This document supersedes and replaces all information previously supplied.

is a registered trademark of Jiangsu JieJie Microelectronics Co., Ltd.

Copyright © 2025 Jiangsu JieJie Microelectronics Co., Ltd. All rights reserved.