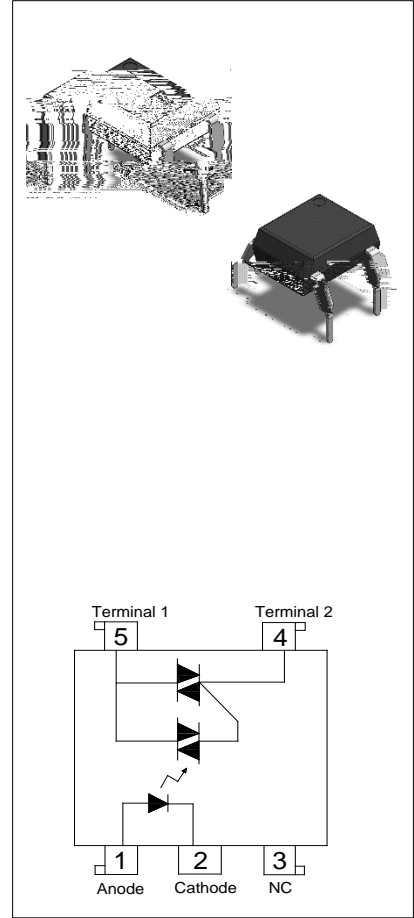




H11BXF Series

Rev.A.1.1

The H11BXF series combine an AlGaAs infrared emitting diode as the emitter which is optically coupled to a monolithic silicon random-phase photo triac to drive a power triac in a plastic DIP5 package with different lead forming options. The products are widely used in solenoid/valve controls, lighting controls, motor controls, temperature controls, static AC power switches, solid state relays, interfacing microprocessors to 265 V_{AC} peripherals.



- High isolation 5000 Vrms
- DC input with triac output
- Operating temperature range - 40°C to 85 °C
- REACH & RoHS compliance
- MSL class 2
- HBM: H3A; MM: M4
- CQC approved
- VDE approved
- UL approved

(Temperature=25°C)

Parameter		Symbol	Value	Unit	
Input	Forward Current	I _F	60	mA	
	Peak Forward Current	I _{FP}	1	A	
	Reverse Voltage	V _R	6	V	
Output	Repetitive peak off-state voltage	V _{DRM}	600	V	
	Repetitive peak off-state voltage	V _{RRM}	600	V	
	Critical rate of rise of on-state current	di/dt	70	A/μs	
	On-state RMS Current	H11B0F	I _{T(RMS)}	0.3	A
		H11B1F		0.6	
	Non repetitive surge peak on-state current (full cycle , t _p =20ms)	H11B0F	I _{TSM}	3	A
H11B1F		6			
Isolation Voltage		V _{iso}	5000	Vrms	

H11BXF

Operating Temperature	T_{opr}	-40~85	
Storage Temperature	T_{stg}	-40~125	
Soldering Temperature	T_{sol}	260	

:ííí... • %o 100Hz U





FIG.1: Forward Current vs. Ambient Temperature

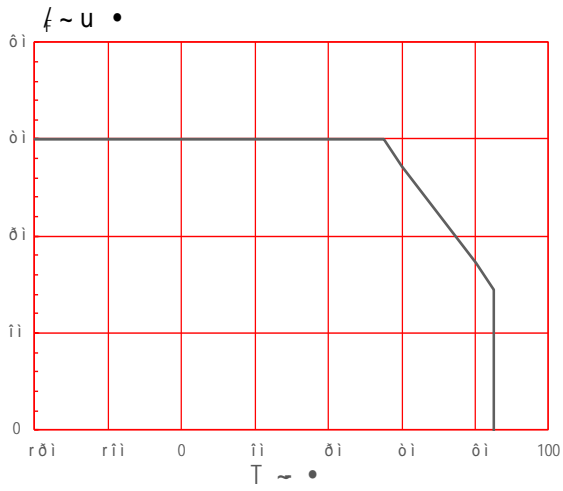


FIG.2: On-state Terminal Current vs. Ambient Temperature


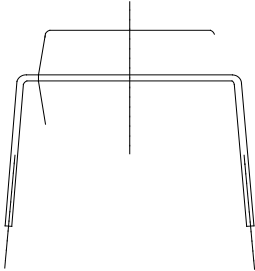



FIG.10: Test Circuits of Turn On Time

FIG.11: Waveforms of Turn On Time

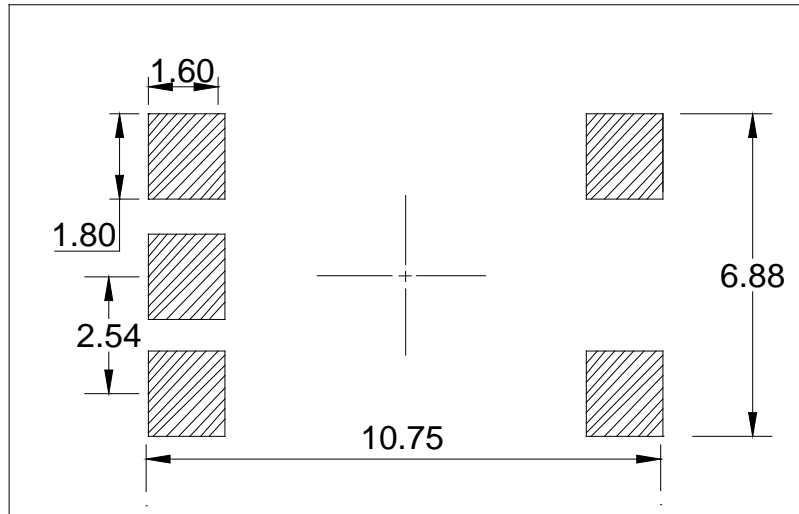
Standard DIP Type:



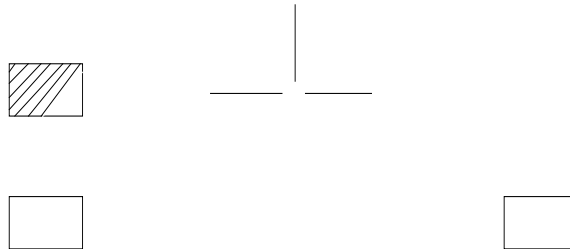
Option SL Type:



SL:

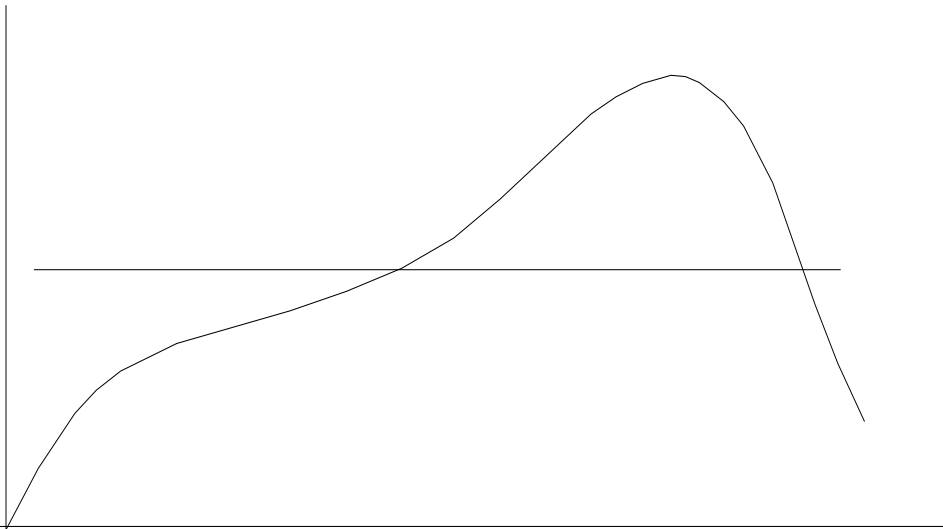
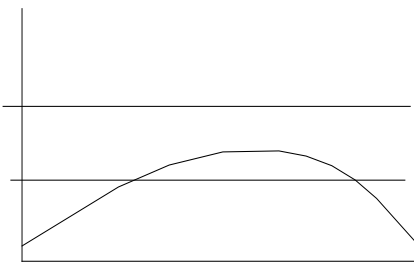
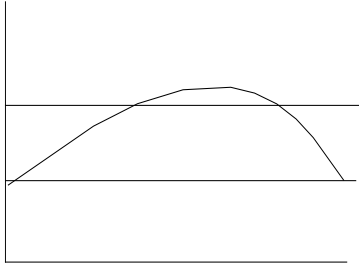


SLM:



H11BXF

JieJie



H11BXF

