



PxxxxSB Series TSS

Rev.5.3

DESCRIPTION:

MARKING



P22B: Device Marking Code
2009: In ninth week, 2020

ELECTRICAL CHARACTERISTICS (V_{DS} = 25V, continued)

Part Number	I _{DRM} @V _{DRM}		V _S @I _S		V _T @I _T		I _H	Co	Marking
	A	V	V	mA	V	A	mA	pF	
	max		max	max	max	max	min	max	
P0220SB	1	18	30	800	4	2.2	30	80	P22B
P0300SB	1	25	40	800	4	2.2	30	80	P03B
P0640SB	1	58	77	800	4	2.2	120	80	P06B
P0720SB	1	66	87	800	4	2.2	120	75	P07B
P0900SB	1	75	98	800	4	2.2	120	70	P09B
P1100SB	1	90	130	800	4	2.2	120	70	P11B
P1300SB	1	120	160	800	4	2.2	120	60	P13B
P1500SB	1	140	180	800	4	2.2	120	55	P15B
P1800SB	1	170	220	800	4	2.2	120	50	P18B
P2300SB	1	190	260	800	4	2.2	120	50	P23B
P2600SB	1	220	300	800	4	2.2	120	45	P26B
P3100SB	1	275	350	800	4	2.2	120	45	P31B
P3500SB	1	320	400	800	4	2.2	120	40	P35B
P3800SB	1	340	450	800	4	2.2	120	40	P38B

ORDERING INFORMATION

P	022	0	S	B
Series code P: SIDACtor	Median voltage	0: Bi-direction	Package type	Surge ratings:4kV(10/700 s)

SOLDERING PARAMETERS

Reflow Condition		Pb-Free assembly (see FIG.2)
Pre Heat	-Temperature Min ($T_{s(min)}$)	+150
	-Temperature Max($T_{s(max)}$)	+200
	-Time (Min to Max) (t_s)	60-180 secs.
Average ramp up rate (Liquidus Temp (T_L) to peak)		3 /sec. Max
$T_{s(max)}$ to T_L - Ramp-up Rate		3 /sec. Max
Reflow	-Temperature(T_L) (Liquidus)	+217
	-Temperature(t_L)	60-150 secs.
Peak Temp (T_p)		+260(+0/-5)
Time within 5 of actual Peak Temp (t_p)		30 secs. Max
Ramp-down Rate		6 /sec. Max
Time 25 to Peak Temp (T_P)		8 min. Max
Do not exceed		+260

FIG.1: $t_r \times t_d$ pulse waveform

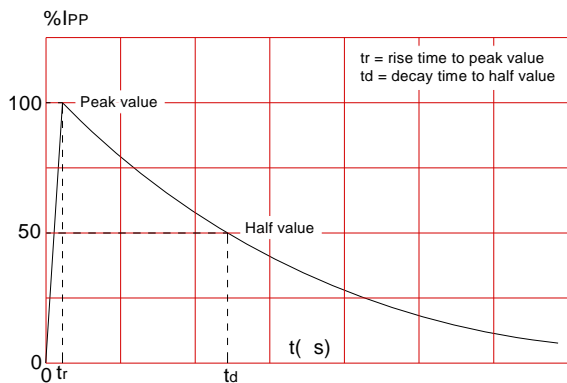


FIG.2: Reflow condition

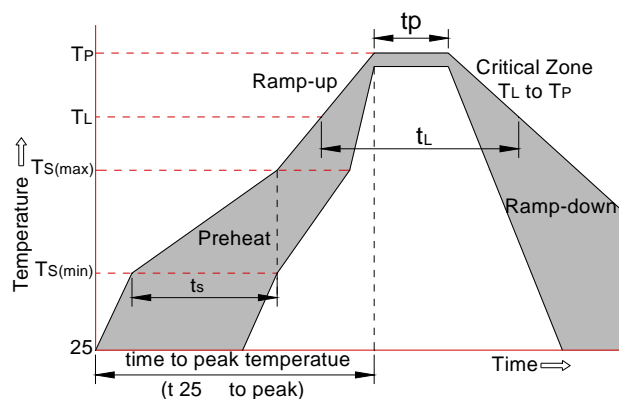


FIG.3: Normalized Vs change vs. junction temperature

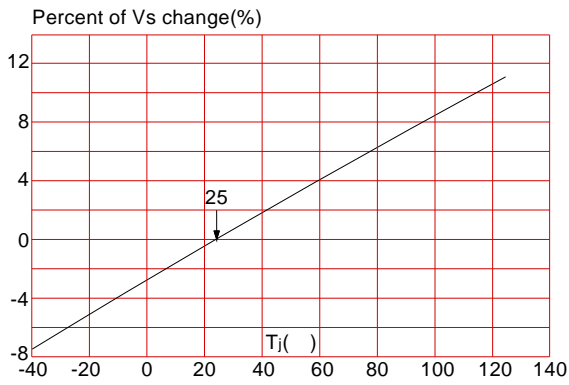
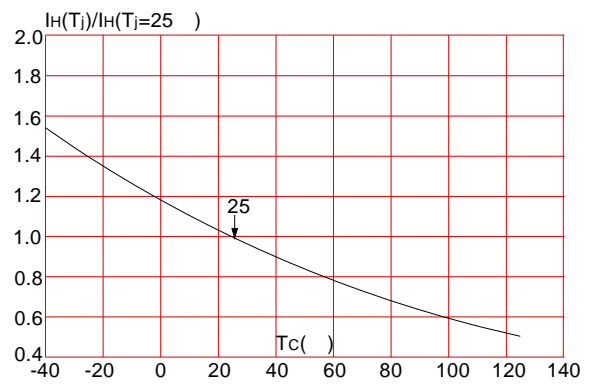
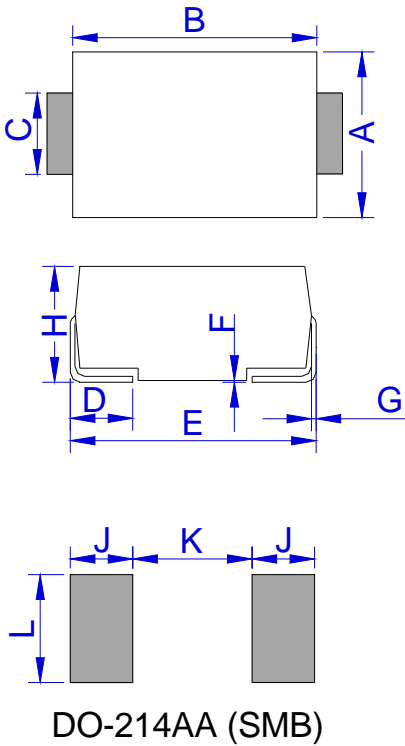


FIG.4: Normalized DC holding current vs. case temperature

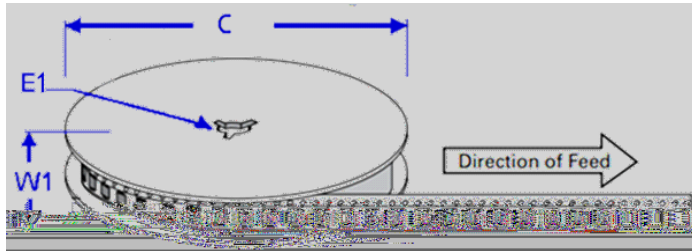
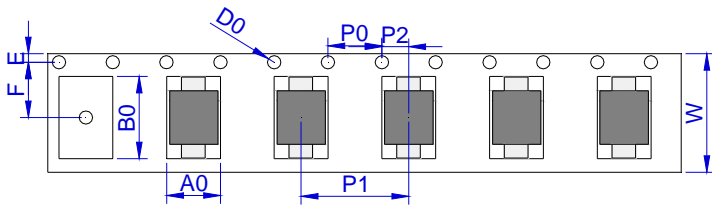


PACKAGE MECHANICAL DATA



Ref.	Dimensions			
	Millimeters		Inches	
	Min.	Max.	Min.	Max.
A	3.30	3.94	0.130	0.155
B	4.30	4.80	0.169	0.189
C	1.90	2.20	0.075	0.087
D	0.95	1.52	0.037	0.060
E	5.20	5.60	0.205	0.220
F	0.051	0.203	0.002	0.008
G	0.15	0.31	0.006	0.012
H	2.10	2.40	0.083	0.094
J	2.20		0.087	
K		2.60		0.102
L	2.30		0.091	


TAPE AND REEL SPECIFICATION



Ref.	Dimensions	
	Millimeters	Inches
A0	3.76 ± 0.3	0.148 ± 0.012
B0	5.69 ± 0.3	0.224 ± 0.012
C	330.0	13.0
D0	1.55 ± 0.1	0.061 ± 0.004
E	1.75 ± 0.2	0.069 ± 0.008
E1	13.3 ± 0.3	0.524 ± 0.012
F	5.5 ± 0.2	0.217 ± 0.008
P0	4.00 ± 0.2	0.157 ± 0.008
P1	8.00 ± 0.2	0.3145 ± 0.008
P2	2.00 ± 0.2	0.079 ± 0.008
W	12.0 ± 0.2	0.472 ± 0.008
W1	15.7 ± 2.0	0.618 ± 0.079

PART No.	UNIT WEIGHT (g/PCS) typ.	REEL (PCS)	PER CARTON (PCS)	DESCRIPTION
PxxxxSB	0.098	3,000	48,000	13 inch reel pack

Information furnished in this document is believed to be accurate and reliable. However, Jiangsu JieJie Microelectronics Co.,Ltd assumes no responsibility for the consequences of use without consideration for such information nor use beyond it. Information mentioned in this document is subject to change without notice, apart from that when an agreement is signed, Jiangsu JieJie complies with the agreement. Products and information provided in this document have no infringement of patents. Jiangsu JieJie assumes no responsibility for any infringement of other rights of third parties which may result from the use of such products and information. This document is the 5.3rd version which is made in 7-Aug.-2021. This document supersedes and replaces all information previously supplied.

 is a registered trademark of Jiangsu JieJie Microelectronics Co.,Ltd.

Copyright©2021 Jiangsu JieJie Microelectronics Co.,Ltd. Printed All rights reserved.