

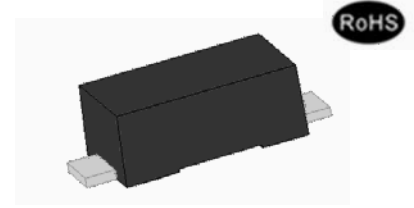


P0080DKN TSS

Rev.0.1

DESCRIPTION

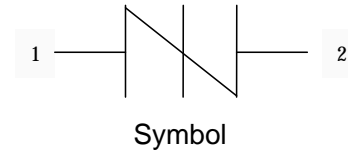
P0080DKN is a type of semiconductor component. They are designed to protect base band equipment from damaging overvoltage transients.



SOD-123FL

FEATURES

- Excellent capability of absorbing transient surge.
- Quick response to surge voltage (ns Level).
- Eliminates overvoltage caused by fast rising transients.
- Moisture sensitivity level: Level 1.
- IEC61000-4-2 (ESD) $\pm 30\text{kV}$ (air), $\pm 30\text{kV}$ (contact).
- Non degenerative.

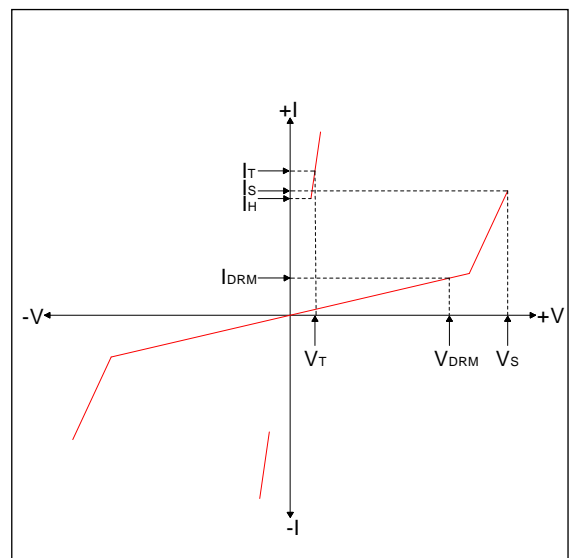


ABSOLUTE MAXIMUM RATINGS ($T_A=25^\circ\text{C}$, RH=45%-75%, unless otherwise noted)

Parameter	Symbol	Value	Unit
Storage temperature range	T_{STG}	-60 to +150	
Operating junction temperature range	T_J	-40 to +125	
Repetitive peak pulse voltage at 1.2/50 μs @42	V_{PP}	4.0	kV

ELECTRICAL CHARACTERISTICS ($T_A=25^\circ\text{C}$)

Symbol	Parameter
V_{DRM}	Peak off-state voltage
I_{DRM}	Off-state current
V_S	Switching voltage
I_S	Switching current
V_T	On-state voltage
I_T	On-state current
I_H	Holding current
C_o	Off-state capacitance
V_C	Clamping voltage



MARKING



P8DK : Device Marking Code

ELECTRICAL CHARACTERISTICS (T_A=25 , continued)

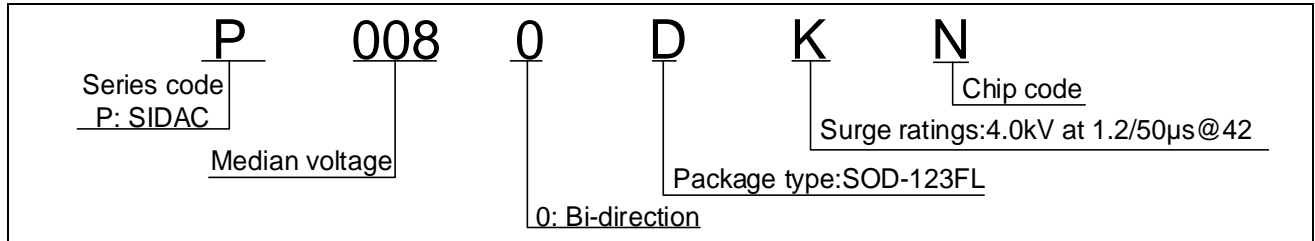
Part Number	I _{DRM} @V _{DRM}		V _s @I _s		V _T @I _T		I _H	Co	V _C	Marking
	μA	V	V	mA	V	A	mA	pF	V	
	max		max	max	max	max	min	max	max	
P0080DKN	5	6	15	800	4	2.2	10	20	50	P8DK

V_s is measured at 100kV/s

Off-state capacitance is measured in V_{DC}=2V, V_{RMS}=1V, f=1MHz

Surge waveform: 1.2/50μs@42 V_{PP}: 4kV

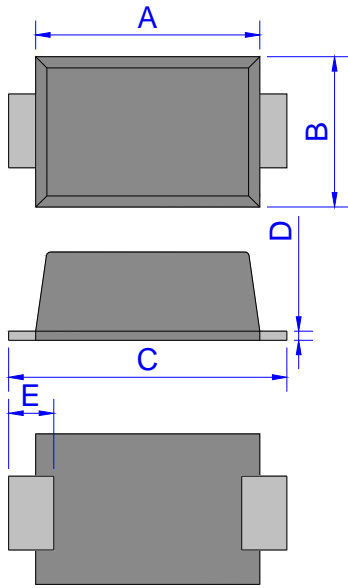
ORDERING INFORMATION



SOLDERING PARAMETERS

Reflow Condition	Pb-Free assembly (see FIG.2)
------------------	---------------------------------

PACKAGE MECHANICAL DATA



Ref.	Dimensions			
	Millimeters		Inches	
	Min.	Max.	Min.	Max.
A	2.60	3.00	0.102	0.118
B	1.60	2.00	0.063	0.079
C	3.45	3.95	0.136	0.156
D	0.10	0.25	0.004	0.01
E	0.3	0.9	0.012	0.035
F				
G	0.95	1.35	0.037	0.053
J	1.30		0.051	
K		1.70		0.067
L				

P0080DKN