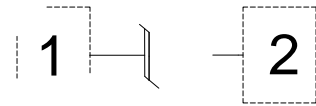


FEATURES

Digital visual interface (DVI)
Video

DFN1006-2L(Bottom view)



PROTECTION SOLUTION TO MEET

IEC61000-4-2 (ESD) ± 22 kV (air), ± 22 kV (contact)
IEC61000-4-4 (EFT) 40A (5/50ns)
IEC61000-4-5 (Lightning) 4A (8/20 μ s)

MECHANICAL CHARACTERISTICS

DFN1006-2L package
Molding compound flammability rating : UL 94V-0
Quantity per reel : 10,000pcs
Lead finish : lead free
Marking code: 24

ABSOLUTE MAXIMUM RATINGS¹($T_A=25^\circ\text{C}$, RH=45%-75%, unless otherwise noted)

Parameter	Symbol	Value	Unit
Peak pulse power dissipation at 8/20 μ s waveform	P_{PP}	100	W
ESD per IEC 61000-4-2 (Air) ESD per IEC 61000-4-2 (Contact)	V_{ESD}	+/- 22 +/- 22	kV
Lead soldering temperature	T_L	260 (10 sec.)	
Operating junction temperature range	T_J	-55 to +125	
Storage temperature range	T_{STG}	-55 to +150	

ELECTRICAL CHARACTERISTICS ($T_A=25^\circ\text{C}$)

Parameter	Symbol	Conditions	Min	Typ	Max	Unit
Reverse working voltage	V_{RWM}				24.0	V
Reverse breakdown voltage	V_{BR}	$I_T=1\text{mA}$	26.5	28	31.5	V
Reverse leakage current	I_R	$V_{RWM}=24\text{V}$		0.01	0.1	μA
Forward voltage	V_F	$I_F=15\text{mA}$			1.1	V
Peak pulse current	I_{PP}	$t_P=8/20\mu\text{s}$			4	A
Clamping voltage	V_C	$I_{PP}=1\text{A}, t_P=8/20\mu\text{s}$		35	42	V
		$I_{PP}=4\text{A}, t_P=8/20\mu\text{s}$		47	55	
Junction capacitance	C_J	$V_{RWM}=0\text{V}, f=1\text{MHz}$		17	25	pF

RATINGS AND V-I CHARACTERISTICS CURVES ($T_A=25^\circ\text{C}$, unless otherwise noted)

FIG.1: V-I curve characteristics (Uni-directional)

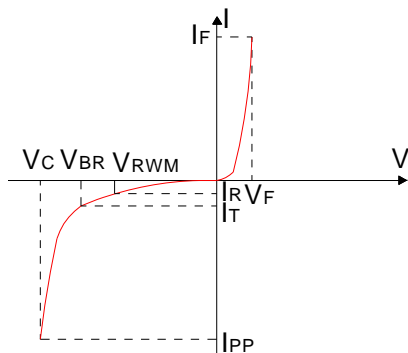
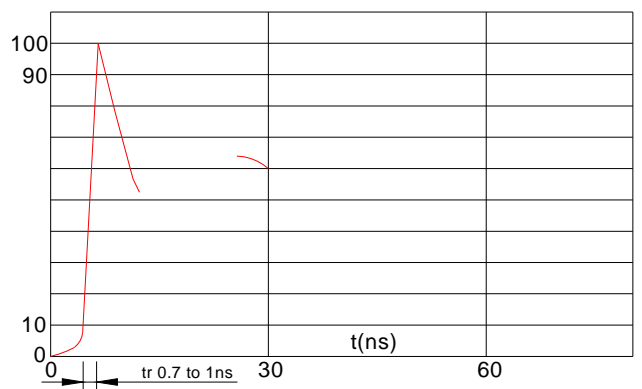
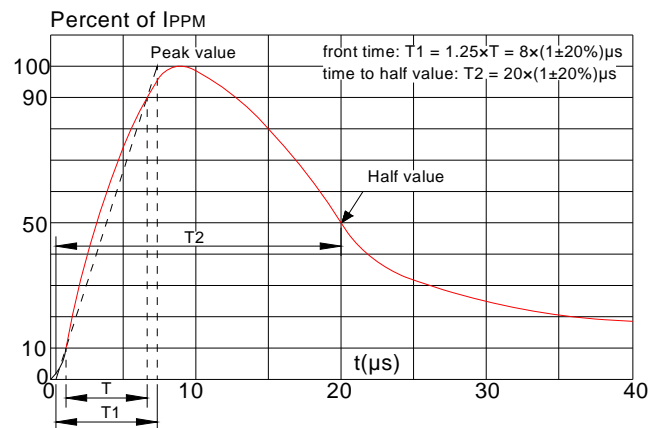
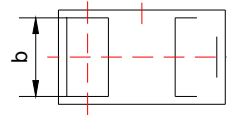
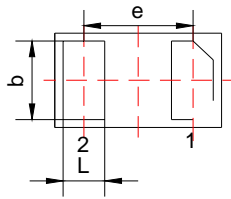
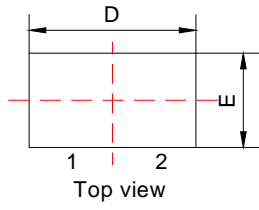


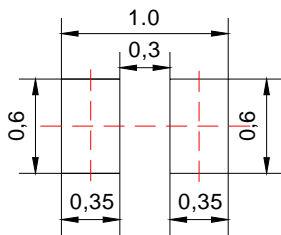
FIG.2: Pulse waveform (8/20 μs)



PACKAGE MECHANICAL DATA

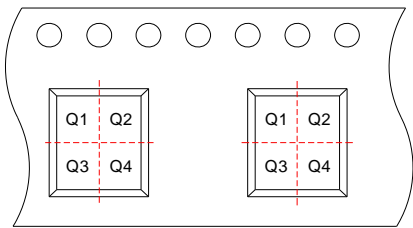


Side view



Recommended soldering footprint(mm)

TAPE AND REEL INFORMATION DFN1006 2L



MARKING CODE

Part Number	Marking Code
JEU24DF	


JieJie products are not designed for, and shall not be used for, any purpose (including, without limitation, automotive, military, aerospace, medical, life-saving, life-sustaining or nuclear facility applications, devices intended for surgical implant into the body, or any other application in which the failure or lack of desired operation of the product may result in personal injury, death, or property damage) other than those expressly set forth in applicable JieJie product documentation. Warranties granted by JieJie shall be deemed void for products used for any purpose not expressly set forth in applicable JieJie documentation. JieJie shall not be liable for any claims or damages arising out of products used in applications not expressly intended by JieJie as set forth in applicable JieJie documentation. The sale and use of JieJie products is subject to JieJie terms and conditions of sale, unless otherwise agreed by JieJie.

Information furnished in this document is believed to be accurate and reliable. However, Jiangsu JieJie Microelectronics Co., Ltd. assumes no responsibility for the consequences of use without consideration for such information nor use beyond it.

Information mentioned in this document is subject to change without notice, apart from that when an agreement is signed, Jiangsu JieJie complies with the agreement.

Products and information provided in this document have no infringement of patents. Jiangsu JieJie assumes no responsibility for any infringement of other rights of third parties which may result from the use of such products and information.

This document is the 1.2nd version which is made in 27-May-2023. This document supersedes and replaces all information previously supplied.

 is a registered trademark of Jiangsu JieJie Microelectronics Co., Ltd.

Copyright ©2023 Jiangsu JieJie Microelectronics Co., Ltd. Printed All rights reserved.