



FEATURES

- ◇
- ◇
- ◇
- ◇

MAIN APPLICATIONS

- ◇
- ◇
- ◇
- ◇
- ◇
- ◇
- ◇

PROTECTION SOLUTION TO MEET

- ◇
- ◇
- ◇

MECHANICAL CHARACTERISTICS

- ◇
 - ◇
 - ◇
 - ◇
 - ◇
 - ◇
-

ABSOLUTE MAXIMUM RATINGS

Parameter	Symbol	Value	Unit

ELECTRICAL CHARACTERISTICS

Parameter	Symbol	Conditions	Min	Typ	Max	Unit

FIG.3: Pulse derating curve

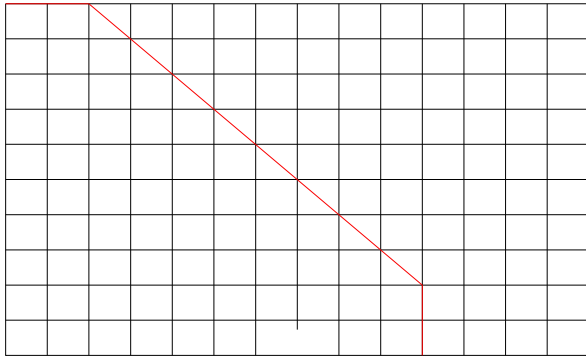


FIG.4: ESD clamping

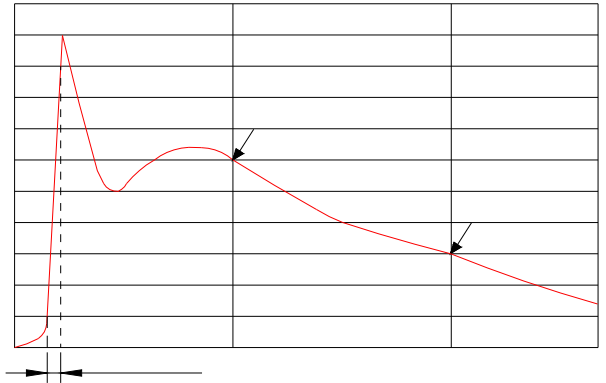



FIG.5: Typical clamping voltage vs. peak pulse current

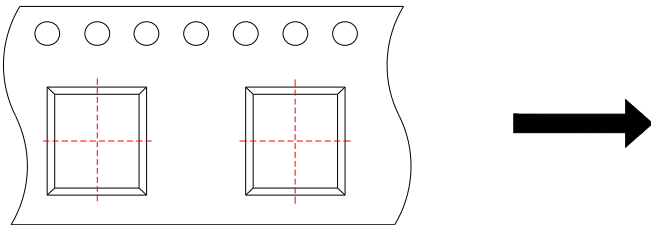


SOLDERING PARAMETERS

JEU15T2B TVS Diode Array

 **JieJie Microelectronics Co., Ltd.**

TAPE AND REEL SPECIFICATION SOT 23



MARKING CODE