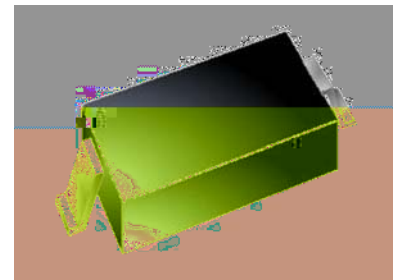


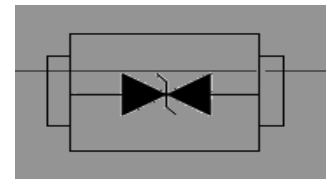


7-° uyk-o'

- ◇ 400 Watts peak pulse power per line ($t_P=8/20\mu s$)
- ◇ Protects one bi-directional I/O line
- ◇ Low clamping voltage
- ◇ Working voltage:12V
- ◇ Low leakage current
- ◇ RoHS compliant
- ◇ AEC-Q101 qualified



SOD-323



Pin Configuration

U ° @ ° ° hhC#° u@ Vo'

- ◇ Cell phone handsets and accessories
- ◇ Microprocessor based equipment
- ◇ Personal digital assistants (PDA's)
- ◇ Notebooks, desktops, and servers
- ◇ Portable instrumentation

hk\ u-#u@ V'ol Qyu@ V'ul 'U --u'

- ◇ IEC61000-4-2 (ESD) $\pm 30kV$ (air), $\pm 30kV$ (contact)
- ◇ IEC61000-4-4 (EFT) 40A (5/50ns)
- ◇ IEC61000-4-5 (Lightning) 12A (8/20 μs)

U -#=#° V@° O#=#° k° #u-k@u@o

- ◇ SOD-323 package
- ◇ Molding compound flamma ä 3 llding g
- ◇
- ◇
- ◇ Ö12C



($T_A=25^{\circ}C$, RH=45%-75%, unless otherwise noted)

Parameter	Symbol	Value	Unit
Peak pulse power dissipation at 8/20 μ s waveform	P_{PP}	400	W
ESD per IEC 61000-4-2 (Air) ESD per IEC 61000-4-2 (Contact)	V_{ESD}	+/- 30 +/- 30	kV
Lead soldering temperature	T_L	260 (10 sec.)	
Operating junction temperature range	T_J	-55 to +150	
Storage temperature range	T_{STG}	-55 to +150	

($T_A=25^{\circ}C$)

Parameter	Symbol	Conditions	Min	Typ	Max	Unit
Reverse working voltage	V_{RWM}				12	V
Reverse breakdown voltage	V_{BR}	$I_T=1mA$	13.3			V
Reverse leakage current	I_R	$V_{RWM}=12V$			1	μA
Clamping voltage	V_C	$I_{PP}=1A$, $t_P=8/20\mu s$			19	V
		$I_{PP}=12A$, $t_P=8/20\mu s$			33	V
Junction capacitance	C_J	$V_{RWM}=0V$, $f=1MHz$		30	45	pF

($T_A=25^{\circ}C$, unless otherwise noted)

FIG.2: Pulse waveform (8/20 μ s)

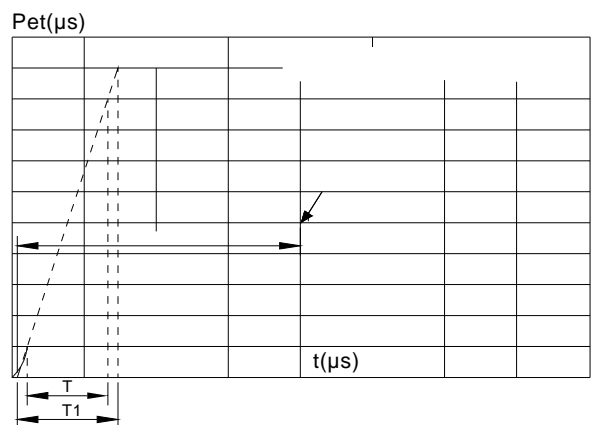




FIG.3: Pulse derating curve

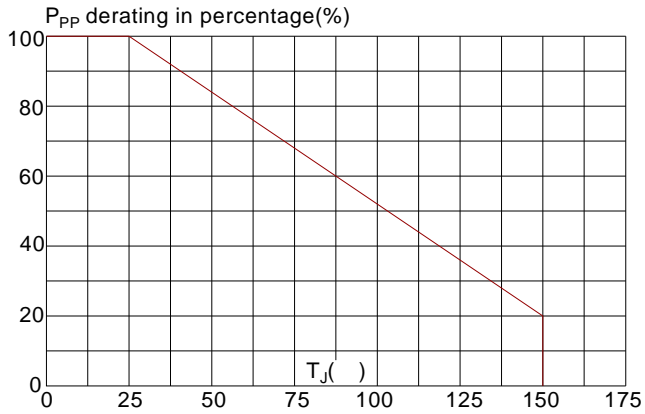
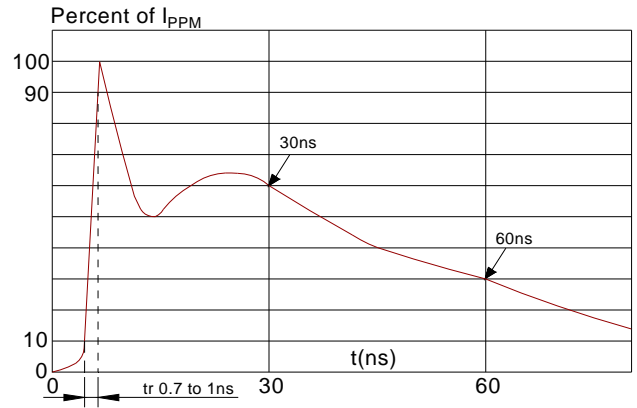


FIG.4: ESD clamping (30kV contact)



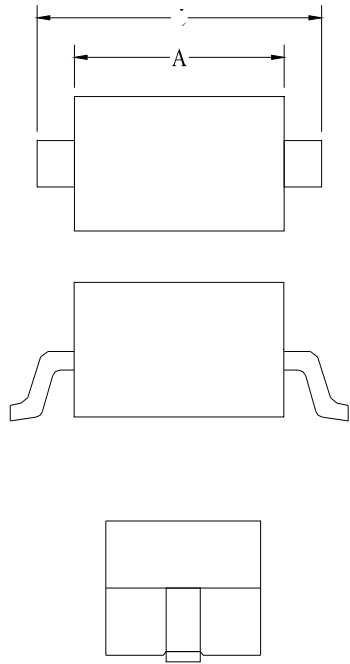
Reflow Condition

Reflow Condition		Pb-Free assembly (see figure at right)
Pre Heat	-Temperature Min ($T_{s(min)}$)	+150
	-Temperature Max($T_{s(max)}$)	+200
	-Time (Min to Max) (ts)	60-180 secs.
Average ramp up rate (Liquidus Temp (T_L)to peak)		3 /sec. Max
$T_{s(max)}$ to T_L - Ramp-up Rate		3 /sec. Max
Reflow	-Temperature(T_L)(Liquidus)	+217
	-Temperature(t_L)	60-150 secs.
Peak Temp (T_p)		+260(+0/-5)
Time within 5 of actual Peak Temp (t_p)		20-40secs.
Ramp-down Rate		6 /sec. Max

Time 25 to Peak Temp (T_p)

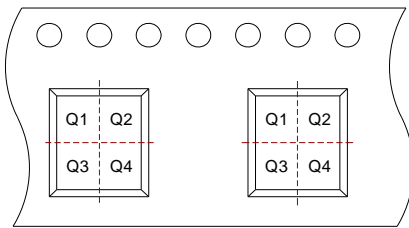



h° #M8- U -#= ° V@° O) ° u° ·





u h- ° V) k--007Λ kU ° u@ V o\)



→ User direction of feed

Pin 1 quadrant:Q1&Q2

Packaging description:

SOD-323 parts are shipped in tape. The carrier tape is made from a dissipative(carbon filled) polycarbonate resin. The cover tape is a multilayer film(heat activated adhesive in nature)primarily composed of polyester film, adhesive layer, sealant, and anti-static sprayed agent. The reels are blue in color and made of recyclable plastic.

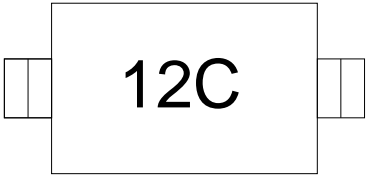
Symbol	Millimeters	Inches
	Typ	Typ
A	1.46	0.057
B	2.90	0.114
C	1.25	0.049
d	1.50	0.059
E	1.75	0.069
F	3.50	0.138
P0	4.00	0.157
P	4.00	0.157
P1	2.00	0.079
W	8.00	0.315
D	178.0	7.008
D1	54.40	2.142
D2	13.00	0.512
G	R78.0	R3.071
H	R25.60	R1.008
I	R6.50	R0.256
W1	9.50	0.374
W2	12.30	0.484

\k) -k@8@7Λ kU ° u@ V

PART No.	PACKAGE TYPE	QUANTITY(PCS) REEL	DESCRIPTION
JEB12D3-AU	SOD-323	3,000	7 inch reel pack



U ° kM#8#A) - ·

Part Number	Marking Code
JEB12D3-AU	

JieJie products are not designed for, and shall not be used for, any purpose (including, without limitation, automotive, military, aerospace, medical, life-saving, life-sustaining or nuclear facility applications, devices intended for surgical implant into the body, or any other application in which the failure or lack of desired operation of the product may result in personal injury, death, or property damage) other than those expressly set forth in applicable JieJie product documentation. Warranties granted by JieJie shall be deemed void for products used for any purpose not expressly set forth in applicable JieJie documentation. JieJie shall not be liable for any claims or damages arising out of products used in applications not expressly intended by JieJie as set forth in applicable JieJie documentation. The sale and use of JieJie products is subject to JieJie terms and conditions of sale, unless otherwise agreed by JieJie.

Information furnished in this document is believed to be accurate and reliable. However, Jiangsu JieJie Microelectronics Co., Ltd. assumes no responsibility for the consequences of use without consideration for such information nor use beyond it.

Information mentioned in this document is subject to change without notice, apart from that when an agreement is signed, Jiangsu JieJie complies with the agreement.

Products and information provided in this document have no infringement of patents. Jiangsu JieJie assumes no responsibility for any infringement of other rights of third parties which may result from the use of such products and information.

This document is the first version which is made in 11-Dec.-2023. This document supersedes and replaces all information previously supplied.

is a registered trademark of Jiangsu JieJie Microelectronics Co., Ltd.

Copyright ©2023 Jiangsu JieJie Microelectr