




& 9 d h Z 9 ^

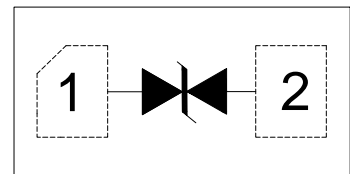
Protects one bi-directional I/O line
Low clamping voltage
Low operating voltage: 5.0V
RoHS compliant



DFN1006-2L(Bottom view)

D / E W W > // d / K E ^

Cell phone handsets and accessories
Personal digital assistants (PDA's)
Notebooks, desktops, and servers
Portable instrumentation
Pagers
Microprocessor based equipment



Pin Configuration(Top view)

W Z K d 9/ d / K E ^ K > h d / K E d K D 9 9 d

IEC61000-4-2 (ESD) ±30kV (air), ±30kV (contact)
IEC61000-4-4 (EFT) 40A (5/50ns)
IEC61000-4-5 (Lightning) 7A (8/20µs)

D 9/ , E // > / , Z / d 9 Z / ^ d // ^

DFN1006-2L package
Molding compound flammability rating: UL 94V-0
Quantity per reel: 10,000pcs
Lead finish: lead free
Marking code: PB

. ^ K > h d 9 D y / D h (T_L=25 Z, R_θL=45%~75%, unless otherwise noted)

DufU a	Gma Vc''	JU`iY'	I b]h'
--------	----------	--------	--------

Lead soldering temperature	T _L	260 (10 sec.)	
Operating junction temperature range	T _J	-55 to +125	
Storage temperature range	T _{STG}	-55 to +150	

> 9/ d Z // > / , Z` (T= 9) Z / ^ d // ^

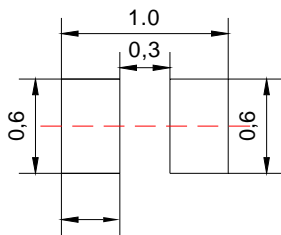
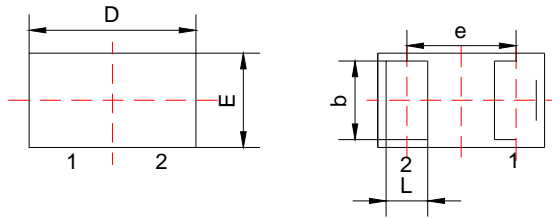
DUFU a YhYf'	Gma Vc''	7 cbX]h]cbg'	A]b'	Hmd'	AUI'	I b]h'
Reverse working voltage	V_{RWM}				5.0	V
Reverse breakdown voltage	V_{BR}	$I_T=1mA$	5.6	7	8.5	V
Reverse leakage current	I_R	$V_{RWM}=5V$			0.1	μA
Peak pulse current	I_{PP}	$t_P=8/20\mu s$			7	A
Clamping voltage	V_C	$I_{PP}=7A, t_P=8/20\mu s$		7.2	12	V

^ K > 5 9 Z / E ' W Z D 9 d 9 Z ^

Reflow Condition		Pb-Free assembly (see figure at right)
Pre Heat	-Temperature Min ($T_{s(min)}$)	+150
	-Temperature Max ($T_{s(max)}$)	+200
	-Time (Min to Max) (ts)	60-180 secs.

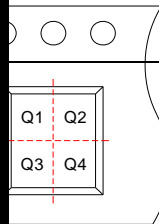
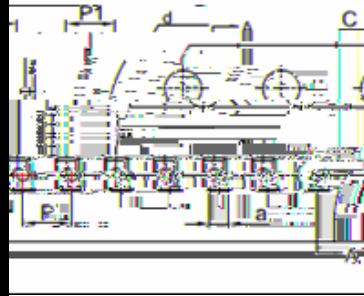
Average ramp up rate (Liquidus Temp

W / < '9 D9/ , E // > 5 d





Z 99 > / E & K Z D d / k



User direction of feed

P1	2.00	0.079	
W	8.00	0.315 Ty	

Pin 1 quadrant.Q1&Q2

K Z 59 Z / E ' / E & K Z D d / K E

PART No.	PACKAGE TYPE	QUANTITY(PCS) REEL	DESCRIPTION
JEB05DFA	DFN1006-2L	10,000	7 inch reel pack

D Z < / E ' / K 5 9

Part Number	Marking Code
JEB05DFA	<div style="border: 1px solid black; padding: 10px; display: inline-block;">PB</div>


JieJie products are not designed for, and shall not be used for, any purpose (including, without limitation, automotive, military, aerospace, medical, life-saving, life-sustaining or nuclear facility applications, devices intended for surgical implant into the body, or any other application in which the failure or lack of desired operation of the product may result in personal injury, death, or property damage) other than those expressly set forth in applicable JieJie product documentation. Warranties granted by JieJie shall be deemed void for products used for any purpose not expressly set forth in applicable JieJie documentation. JieJie shall not be liable for any claims or damages arising out of products used in applications not expressly intended by JieJie as set forth in applicable JieJie documentation. The sale and use of JieJie products is subject to JieJie terms and conditions of sale, unless otherwise agreed by JieJie.

Information furnished in this document is believed to be accurate and reliable. However, Jiangsu JieJie Microelectronics Co., Ltd. assumes no responsibility for the consequences of use without consideration for such information nor use beyond it.

Information mentioned in this document is subject to change without notice, apart from that when an agreement is signed, Jiangsu JieJie complies with the agreement.

Products and information provided in this document have no infringement of patents. Jiangsu JieJie assumes no responsibility for any infringement of other rights of third parties which may result from the use of such products and information.

This document is the 1.6th version which is made in 27-May-2023. This document supersedes and replaces all information previously supplied.

 is a registered trademark of Jiangsu JieJie Microelectronics Co., Ltd.

Copyright ©2023 Jiangsu JieJie Microelectronics Co., Ltd. Printed All rights reserved.