


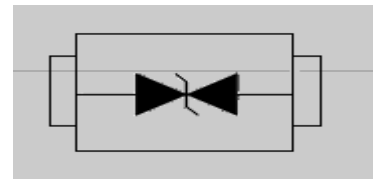


FEATURES

- ◆ 3-pin SMD package
- ◆ High efficiency
- ◆ Low capacitance
- ◆ Low inductance
- ◆ High surge current
- ◆ High reliability



3D view of the component



Schematic symbol of the component

MAIN APPLICATIONS

- ◆ ESD protection for ICs
- ◆ ESD protection for PCBs
- ◆ ESD protection for cables
- ◆ ESD protection for connectors
- ◆ ESD protection for antennas
- ◆ ESD protection for power lines

PROTECTION SOLUTION TO MEET

- ◆ ESD protection for ICs
- ◆ ESD protection for PCBs
- ◆ ESD protection for cables

MECHANICAL CHARACTERISTICS

- ◆ Package type: SMD
- ◆ Pin pitch: 0.5mm
- ◆ Lead length: 0.5mm
- ◆ Lead width: 0.5mm
- ◆ Lead thickness: 0.1mm
- ◆ Lead spacing: 0.5mm

ABSOLUTE MAXIMUM RATINGS $\varphi_{V_{CE}} M G \dot{I} \quad \acute{E} \acute{A} \acute{U} \acute{P} M \acute{I} \acute{I} \acute{A} \acute{E} \acute{I} \acute{I} \acute{A} \acute{E} \acute{A} \sim \} \} \wedge \bullet \bullet \acute{A} [c @ \wedge ! , \acute{a} \bullet \wedge \acute{A}] [c \wedge \acute{a} D \cdot$

Parameter	Symbol	Value	Unit
$\acute{U} \wedge \acute{a} \backslash \acute{A}] \sim \} \bullet \wedge \acute{A}] [, \wedge \acute{I} \acute{A} \acute{a} \acute{a} \bullet \bullet \acute{a}] \acute{a} \acute{e} \acute{c} \acute{a} [\} \acute{A} \acute{a} \acute{e} \acute{c} \acute{A} \acute{I} \acute{D} G \acute{E} \bullet \acute{A} , \acute{a} \acute{e} \acute{c} \wedge \sim [\{ \acute{A}$	$\acute{U} \acute{U} \acute{U} \acute{A}$	$1 \dot{I} \acute{E} \acute{A}$	$\acute{Y} \acute{A}$
$\acute{O} \acute{U} \acute{O} \acute{A}] \wedge \acute{I} \acute{A} \acute{Q} \acute{O} \acute{O} \acute{A} \acute{I} \acute{F} \acute{E} \acute{E} \acute{E} \acute{E} \acute{I} \acute{E} \acute{G} \acute{A} \acute{C} \acute{O} \acute{E} \acute{a} \acute{I} \acute{D} \acute{A}$ $\acute{O} \acute{U} \acute{O} \acute{A}] \wedge \acute{I} \acute{A} \acute{Q} \acute{O} \acute{O} \acute{A} \acute{I} \acute{F} \acute{E} \acute{E} \acute{E} \acute{E} \acute{I} \acute{E} \acute{G} \acute{A} \acute{C} \acute{O} [\} \acute{c} \acute{a} \& \acute{c} \acute{D} \acute{A}$	$X \acute{O} \acute{U} \acute{O} \acute{A}$	$\acute{E} \acute{D} \acute{E} \acute{A} \acute{G} \acute{I} \acute{A}$ $\acute{E} \acute{D} \acute{E} \acute{A} \acute{G} \acute{E} \acute{A}$	$\backslash X \acute{A}$
$\acute{S} \wedge \acute{a} \acute{a} \acute{A} \bullet [\{ \acute{a} \wedge \acute{I} \acute{a} \} \ast \acute{A} \acute{c} \wedge \{ \} \wedge \acute{I} \acute{a} \acute{e} \sim \acute{I} \acute{A}$	$V \acute{s} \acute{A}$	$G \acute{I} \acute{E} \acute{A} \acute{C} \acute{F} \acute{E} \acute{A} \bullet \wedge \& \acute{E} \acute{D} \acute{A}$	\acute{A}
$U] \wedge \acute{I} \acute{a} \acute{e} \acute{c} \acute{a} \} \ast \acute{A} \acute{b} \sim \} \& \acute{c} \acute{a} [\} \acute{A} \acute{c} \wedge \{ \} \wedge \acute{I} \acute{a} \acute{e} \sim \acute{I} \acute{A} \acute{I} \acute{a} \acute{e} \} \ast \wedge \acute{A}$	$V \acute{R} \acute{A}$	$\acute{E} \acute{I} \acute{I} \acute{A} \acute{c} [\acute{A} \acute{E} \acute{F} \acute{G} \acute{I} \acute{A}$	\acute{A}
$\acute{U} \acute{c} [\acute{I} \acute{a} \acute{e} \ast \wedge \acute{A} \acute{c} \wedge \{ \} \wedge \acute{I} \acute{a} \acute{e} \sim \acute{I} \acute{A} \acute{I} \acute{a} \acute{e} \} \ast \wedge \acute{A}$	$V \acute{U} \acute{V} \acute{O} \acute{A}$	$\acute{E} \acute{I} \acute{I} \acute{A} \acute{c} [\acute{A} \acute{E} \acute{F} \acute{I} \acute{E} \acute{A}$	\acute{A}

ELECTRICAL CHARACTERISTICS $\varphi_{V_{CE}} M G \dot{I} \quad \acute{D} \acute{A}$

Parameter	Symbol	Conditions	Min	Typ	Max	Unit
$\acute{U} \wedge \acute{c} \wedge \acute{I} \bullet \wedge \acute{A} , [\{ \backslash \acute{a} \} \ast \acute{A} \acute{c} [\{ \acute{c} \acute{a} \ast \wedge \acute{A}$	$X \acute{U} \acute{Y} \acute{T} \acute{A}$	\acute{A}	\acute{A}	\acute{A}	$\acute{I} \acute{E} \acute{E} \acute{A}$	$X \acute{A}$
$\acute{U} \wedge \acute{c} \wedge \acute{I} \bullet \wedge \acute{A} \acute{I} \acute{a} \acute{e} \backslash \acute{a} [, \} \acute{A} \acute{c} [\{ \acute{c} \acute{a} \ast \wedge \acute{A}$	$X \acute{O} \acute{U} \acute{A}$	$Q \acute{V} M F \{ \acute{C} \acute{E} \acute{A}$	$\acute{I} \acute{E} \acute{I} \acute{A}$	$\acute{I} \acute{E} \acute{E} \acute{A}$	\acute{A}	$X \acute{A}$
$\acute{U} \wedge \acute{c} \wedge \acute{I} \bullet \wedge \acute{A} \backslash \acute{a} \acute{e} \backslash \acute{a} \acute{e} \ast \wedge \acute{A} \& \sim \acute{I} \acute{I} \acute{A} \} \acute{c} \acute{A}$	$Q \acute{U} \acute{A}$	$X \acute{U} \acute{Y} \acute{T} M \acute{I} X \acute{A}$	\acute{A}	\acute{A}	$F \acute{A}$	$\acute{C} \acute{E} \acute{A}$
$\acute{O} \acute{I} \acute{a} \{ \} \acute{a} \} \ast \acute{A} \acute{c} [\{ \acute{c} \acute{a} \ast \wedge \acute{A}$	$X \acute{O} \acute{A}$	$Q \acute{U} \acute{U} M F \acute{C} \acute{E} \acute{E} \acute{A} \acute{C} \acute{U} M \acute{I} \acute{D} G \acute{E} \bullet \acute{A}$	\acute{A}	$\acute{I} \acute{E} \acute{I} \acute{A}$	$J \acute{A}$	$X \acute{A}$
		$Q \acute{U} \acute{U} M G \acute{E} \acute{C} \acute{E} \acute{E} \acute{A} \acute{C} \acute{U} M \acute{I} \acute{D} G \acute{E} \bullet \acute{A}$	\acute{A}	$F \acute{E} \acute{E} \acute{I} \acute{A}$	$F \acute{I} \acute{A}$	$X \acute{A}$
		$Q \acute{U} \acute{U} M H \acute{E} \acute{C} \acute{E} \acute{E} \acute{A} \acute{C} \acute{U} M \acute{I} \acute{D} G \acute{E} \bullet \acute{A}$	\acute{A}	$F \acute{E} \acute{A}$	$F \acute{I} \acute{A}$	$X \acute{A}$
$R \sim \} \& \acute{c} \acute{a} [\} \acute{A} \& \acute{a} \acute{e}] \acute{a} \& \acute{a} \acute{c} \acute{a} \} \& \wedge \acute{A}$	$\acute{O} \acute{R} \acute{A}$	$X \acute{U} \acute{Y} \acute{T} M \acute{E} X \acute{E} \acute{A} - M F T P : \acute{A}$	\acute{A}	$J \acute{E} \acute{A}$	$F F \acute{E} \acute{A}$	$] \acute{O} \acute{A}$

RATINGS AND V I CHARACTERISTICS CURVES $\varphi_{V_{CE}} M G \dot{I} \quad \acute{E} \acute{A} \sim \} \} \wedge \bullet \bullet \acute{A} [c @ \wedge ! , \acute{a} \bullet \wedge \acute{A}] [c \wedge \acute{a} D \cdot$

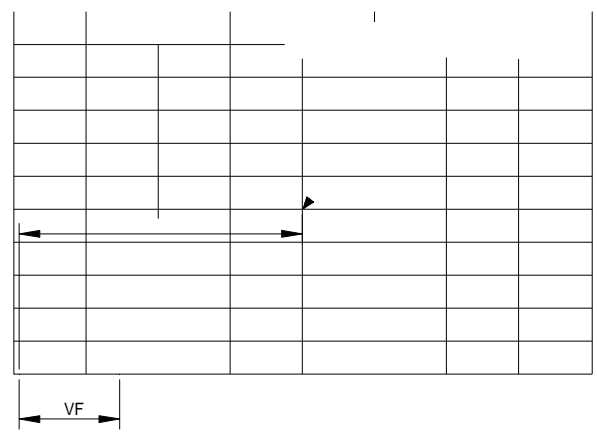
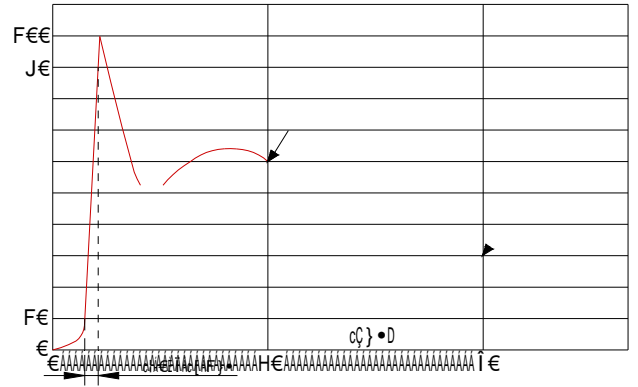


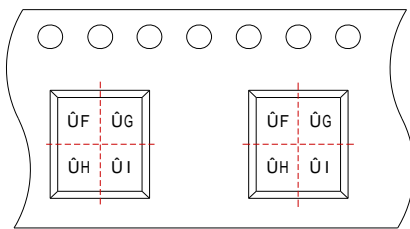
FIG.4: ESD clamping



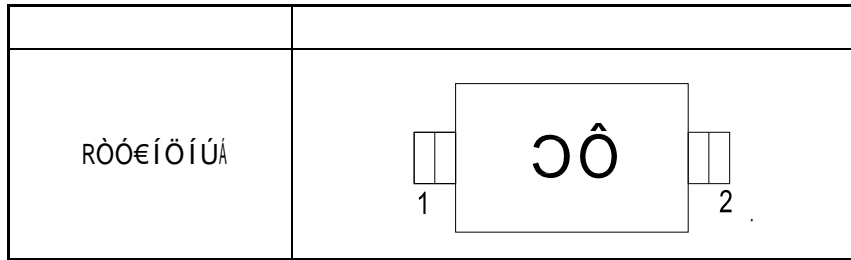
TAPE AND REEL SPECIFICATION SOD 523

Á

Á



Á



Á
 Á
 Á
 Á
 Á
 Á
 Á
 Á
 Á
 Á

Rá^Rá^Á]! [á~&c•Áæ!^Á} [cÁ^•á* } ^á
 |ã { äcæcã [} ÉÁæ~ c [{ [cáç } *ÉÁ|ã-^E•~ •cæã} ä } *Á [!Á } ~&|^æ!Á-æ&ä|äc^Á
 æ]] |ä&æcã [} •ÉÁá^çã&^•Áã } c^ } á^áÁ- [!Á•~! *ä&æ|Áã { } |æ } cÁã } c [Ác@^Áà [
 , @ä&@Ác@^Á-æã] ~! ^Á [!Á|æ&\Á [-Áá^•ä!^áÁ [] ^!æcã [} Á [-Ác@^Á] ! [á~&cÁ {
 [!Á] ! [] ^!c^Ááæ { æ*^DÁ [c@^!Ác@æ } Ác@
 à^ÁRá^Rá^Á•@æ||Áà^Áá^ { ^áÁç [ááÁ- [!Á] ! [á~&c•Á~ •^áÁ- [!Áæ } ^Á
] ~!] [•^Á } [cÁ^ç] ! ^•• | ^Á•^cÁ- [!c@Áã } Áã]] |ä&æà|^ÁRá^Rá^Áá [&~ { ^ } cæcã [} ÉÁRá^Rá^Á•@æ||Á } [cÁ^Á|äæà|^Á- [!Á
 æ } ^Á&|æã { •Á [!Ááæ { æ*^•Áæ!á•ä } *Á [~
 Rá^Rá^Áæ•Á•^cÁ- [!c@Áã } Áã]] |ä&æà|^Á ^Áæ } áá~ •^Á [-ÁRá^Rá^Á] ! [á~&c•Áã•Á

Q]- [! { æcã [] Á~! } ä•@^áÁã } Ác@ã•Áá [&~ { ^ } cÁã•Áà|^á^ç^áÁc [Áà^Áæ&&~!æ
 Ráæ } *•~ÁRá^Rá^ÁTã&! [^|^c! [] ä&•Á
 &@Áã}~ [! { æcã [] Á } [!Á~ •^Áà^ [] áÁácÉÁ

æ } Áæ*! ^ { ^ } cÁã•Á•á* } ^áÉÁRáæ } *•~ÁRá

!^•~|cÁ-! [{ Ác@^Á~ •^Á [-Á•~&
 V@ã•Áá [&~ { ^ } cÁã•Ác@^ÁFÈÏc@Áç^!•

Ô [] ^!á* @cÁ Î GEGÎÁRáæ } *•~ÁRá^Rá^ÁTã&! [^|^c! [] ä&•ÁÔ [ÉÉÁŠcáÉÁ
 c•Á!^•^!ç^áÉÁ